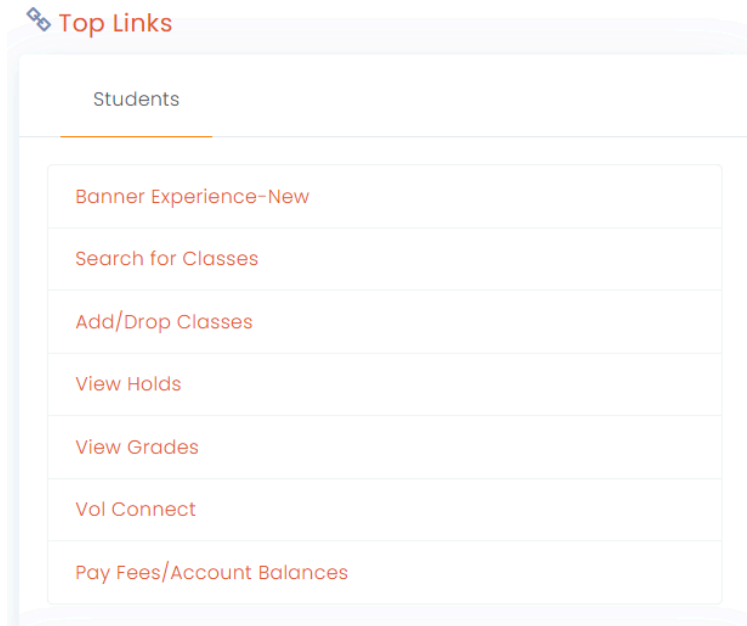
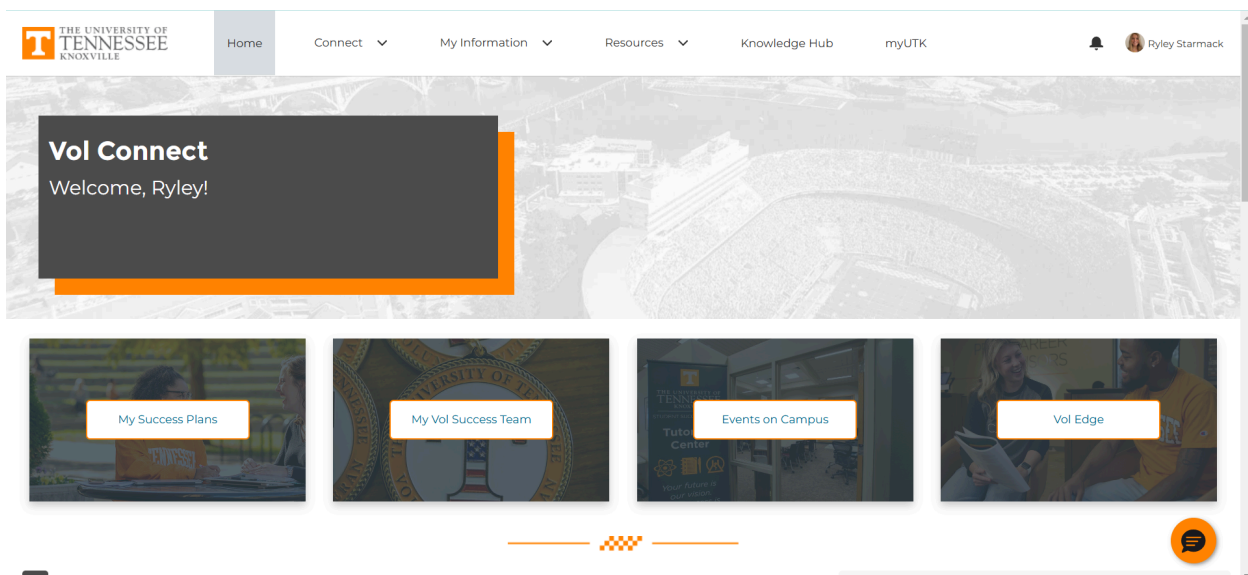
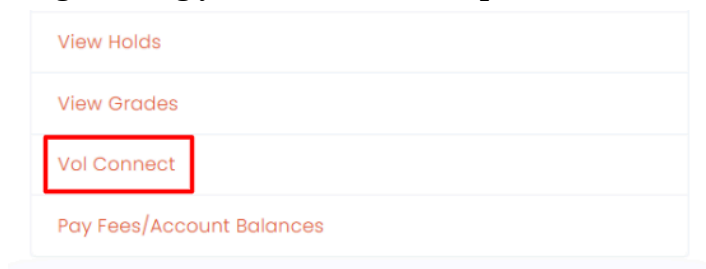


How to Make Your Own Appointment with a PLA!

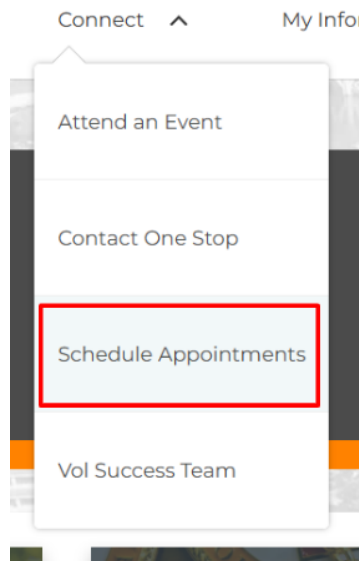
1. Log into your [myUTK](#) and look for the 'Top Link' section to the right of the page



2. Click on the Vol Connect link and it will take you to the Vol Connect home page. You may have to log in using your UT NetID and password.



3. Click on the 'Connect' tab along the top bar of Vol Connect and it will give a drop down menu. Select 'Schedule Appointments'



4. This page is where you can see all your upcoming and past appointments, as well as view 'Appointment Summaries' from any study session!

My Appointments

To view your Appointment Summaries click [here](#).

Schedule an Appointment

Upcoming Past Cancelled



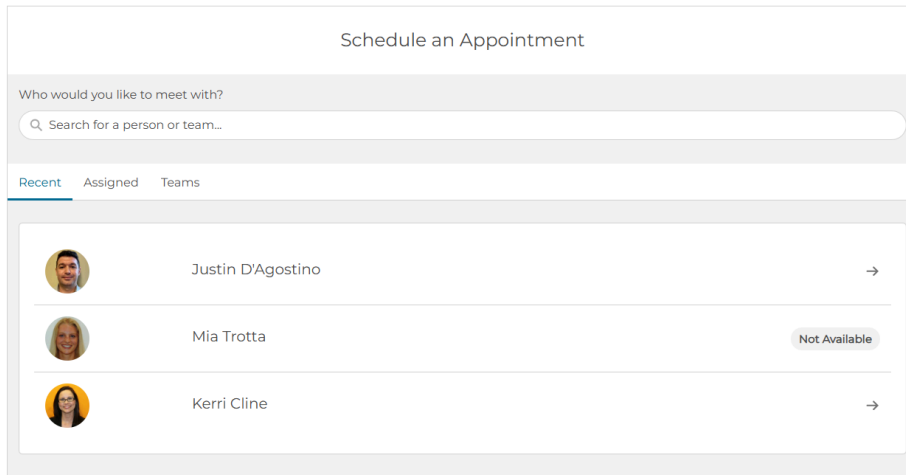
No appointments to show.

Something on your mind? Schedule an appointment to speak with someone.



5. Then select the big blue button in the middle of the page that says 'Schedule an Appointment'
6. This will take you to the 'Appointment Scheduler' page. Here you can view the faculty that is part of your Vol Success Team, as well as PLAs you have seen in the past!

Appointment Scheduler






Schedule an Appointment

Who would you like to meet with?

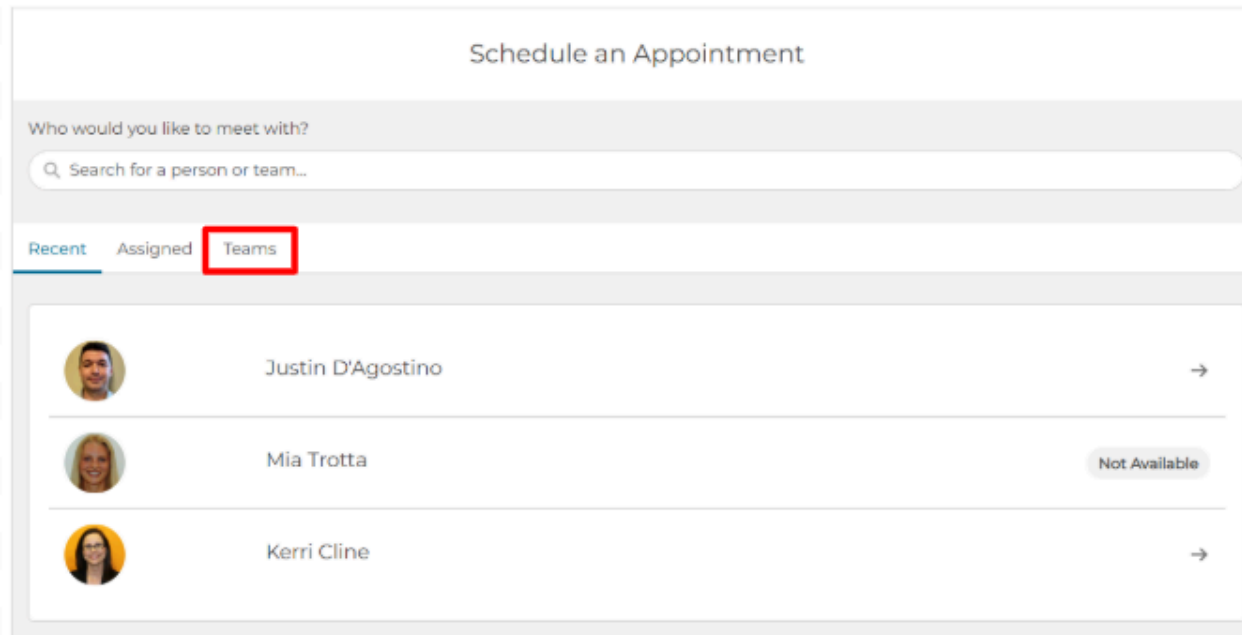
Search for a person or team...

Recent Assigned Teams

	Justin D'Agostino	→
	Mia Trotta	Not Available
	Kerri Cline	→

- Click on the 'Teams' tab which will take you to a menu of all the available departments that offer services!

Appointment Scheduler






Schedule an Appointment

Who would you like to meet with?

Search for a person or team...

Recent Assigned **Teams**

	Justin D'Agostino	→
	Mia Trotta	Not Available
	Kerri Cline	→

- Select the first team 'ASC PLA'. If this tab does not appear on your menu and you know you're taking a course VSC offers, refresh the page. If that does not work, please email volstudycenter@utk.edu to ask if the class you are needing is offered!

Appointment Scheduler





Schedule an Appointment

Who would you like to meet with?

Search for a person or team...

Recent Assigned **Teams**

All Topics

-  **ASC PLA** →
-  Academic Success Center →
-  Center for Career Development and Academic Exploration →
-  College of Arts and Sciences →

9. Now click on the 'VSC Study Session' tab, or the plus on the right side of it.

< Back

Select a Topic

With ASC PLA

[VSC Study Session](#) +

10. A list of classes that you are enrolled in that the Vol Study Center offers will appear. Click on the class you are wanting to schedule an appointment for.

< Back

Select a Topic

With ASC PLA

- [VSC Study Session](#) -
- [ETEC 386-001 Integrate Tech into Curriculum](#) →

11. Click on the class you are interested in scheduling a study session for. This will show a list of all the dates, times, and PLAs that are available to schedule a session. To see a full calendar view of availability for options, click on the date at the top of the list, shown boxed in. Choose which session works best for you!

Select Date and Time

With ASC PLA

Availability starts on Feb 3

Monday, February 3, 2025

3:00 PM to 3:30 PM EST *Scheduled*
Brianna Johnson
2 Locations

3:30 PM to 4:00 PM EST *Scheduled*
Brianna Johnson
2 Locations

4:30 PM to 5:00 PM EST *Scheduled*
Brianna Johnson
2 Locations


Tuesday, February 4, 2025

12. After you choose the session that works best for you, a confirmation page will pop up. Here you will choose whether you want to attend this study session in-person and virtually. It will also allow you to confirm the date, time, and PLA that you are scheduling a session with!

Confirm Appointment

ETEC 386-001 Integrate Tech into Curriculum

Scheduled


With  Brianna Johnson


Monday, February 3, 2025
3:00 PM to 3:30 PM EST

What would you like to talk about? ⓘ

Enter a comment..

Select a location

 FBCC 208 or 209 [Schedule Virtual Appointment](#)

 FBCC 208 or 209
UTK, FBCC, 208 [Schedule In-Person Appointment](#)

13. After the appointment is scheduled, you should get an email confirmation for your appointment. You can make up to three appointments with a PLA at a time! Just follow the same steps and choose the next date you would like to attend the study session.
14. To view your upcoming appointments, follow the same steps to get to the 'My Appointments' page. This is where you can cancel or change your appointment too!

Any other questions or issues, please reach out to volstudycenter@utk.edu!