



THE UNIVERSITY OF
TENNESSEE
KNOXVILLE

CENTER FOR
CAREER DEVELOPMENT

Career Outcomes
Class of 2018

BIG ORANGE
BIG IDEAS

BIG ORANGE
BIG IDEAS

BIG ORANGE
BIG IDEAS

BIG ORANGE
BIG IDEAS

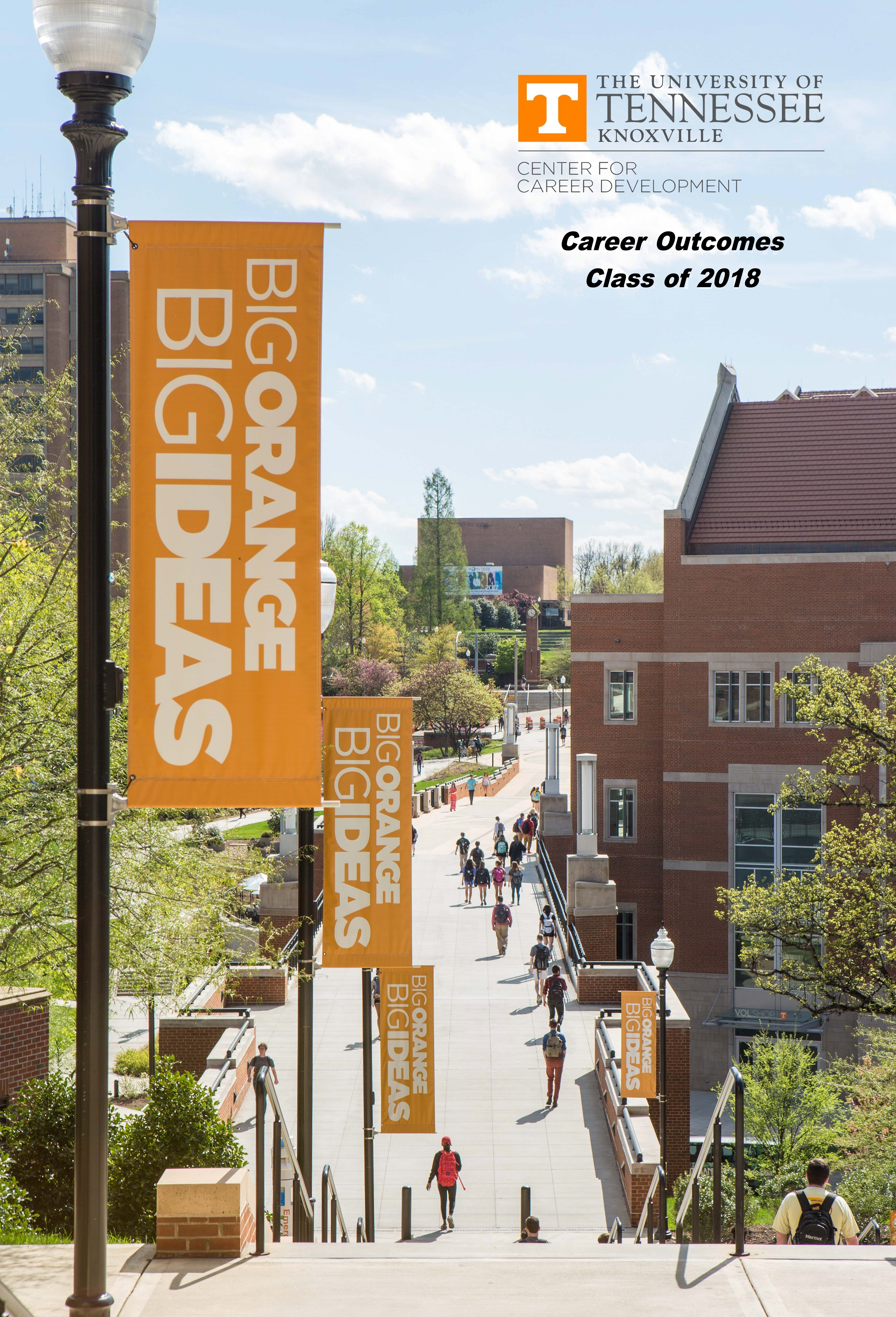


Table of Contents

Introduction

Career Outcomes Infographic

Career Outcomes by College

Full-time Salaries Accepted

Geographical Distribution of Full-time Employed

Graduates

Top hiring Organization

Reported Hires by Organization

Internships

Graduate and Professional Programs

Introduction

This report contains career outcomes or “first destination data” collected by the Center for Career Development (CCD) for the class of 2018. The class is defined by August 2017, December 2017, and May 2018 graduates.

The CCD followed first destination survey protocols set forth by the National Association of Colleges and Employers (NACE) and participated in NACE’s annual data collection. The center utilized 12Twenty, a student outcomes reporting platform and database. Staff collected data on graduates through a variety of means including: emails, phone calls, information collected by academic departments, and social media outlets, e.g., LinkedIn. Increased efforts were made to include academic colleges with data collection. In particular, staff attended graduation-focused events in nearly all of the colleges. The One Stop call center was also useful in collecting data with phone call campaigns throughout the year.

NACE defines knowledge rate as “the percent of graduates for which the institution has reasonable and verifiable information concerning the graduates’ postgraduation career activities.” Of graduating bachelor’s students, the overall knowledge rate is 82%, an all-time high. The target rate designated by NACE is 65%. Seven of the nine academic colleges had rates in the 81 to 90% range. Gathering career outcomes for graduate students is more challenging as reflected in the knowledge rates of 56% for master’s students and 64% for doctoral students. The CCD continues to look at new methods of increasing UT’s knowledge rate and improving the quality of the data.

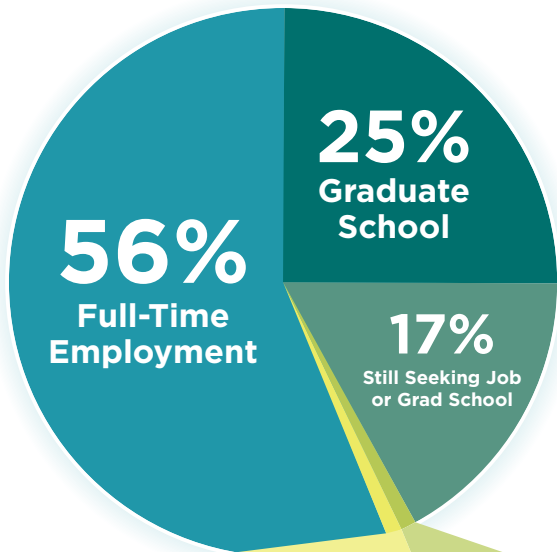
Some departments and colleges, particularly those that are considered “professional programs,” collect career outcomes data to meet requirements set forth by accrediting bodies. Specifically, the Colleges of Architecture and Design, Nursing, and Social Work report data for their graduates. Graduate business programs in Haslam College of Business and the College of Law also collect and report data. While the CCD and colleges share data as reported here, individual colleges can be contacted for more detailed information.

The infographic on the next page presents highlights of the career outcomes data for **2018 bachelor’s graduates**. The following pages contain all data collected by degree type and by college major.

2018 SURVEY OF RECENT UT GRADUATES



WHAT THEY ARE DOING



Top Employers



UNIVERSITY OF TENNESSEE
UT MEDICAL CENTER
DENSO
OAK RIDGE NATIONAL LAB
21ST MORTGAGE
ST. THOMAS HEALTH
PEPSICO/ FRITO-LAY

73%

COMPLETED AN INTERNSHIP,
CO-OP, OR SIMILAR EXPERIENCE

WHAT THEY ARE MAKING

Highest Salary
(COMPUTER SCIENCE) **\$145,000**

Mean Salary
\$46,801

WHERE THEY ARE

56%
IN TENNESSEE

34%
IN GREATER
KNOXVILLE AREA

Top Graduate Schools



UNIVERSITY OF TENNESSEE
UT HEALTH SCIENCES
EAST TENNESSEE STATE UNIVERSITY
LINCOLN MEMORIAL UNIVERSITY
UT - CHATTANOOGA
SOUTH COLLEGE
UNIVERSITY OF MEMPHIS

74%
In The South

Intl 1% Midwest 4% Northeast 5%
West 6% Undisclosed 10%

CENTER FOR CAREER DEVELOPMENT

80% Seniors Engaged with CCD

82% Grads Responded to Survey

First-Destination Information 2017-2018 Graduates

	Total Number Graduated	# Known Outcomes	Total # Employed Full-Time	Total # Employed Part-Time	# Admitted to Grad School	# Planning on Grad School	# Seeking Employment	# Military Service	# Out of Job Market	# Service
--	------------------------	------------------	----------------------------	----------------------------	---------------------------	---------------------------	----------------------	--------------------	---------------------	-----------

SUMMARY

Degree: **Bachelors**

Herbert College of Agriculture	319	265	132 (49.8%)	5 (1.9%)	72 (27.2%)	19 (7.2%)	24 (9.1%)	2 (0.8%)	7 (2.6%)	4 (1.5%)
Architecture & Design	57	51	40 (78.4%)	0 (0%)	0 (0%)	1 (2.0%)	10 (19.6%)	0 (0%)	0 (0%)	0 (0%)
Arts & Sciences	1313	964	354 (36.7%)	12 (1.2%)	285 (29.6%)	98 (10.1%)	168 (17.4%)	13 (1.3%)	32 (3.3%)	2 (0.2%)
Haslam College of Business	1057	926	681 (73.5%)	11 (1.2%)	120 (13.0%)	14 (1.5%)	78 (8.4%)	5 (0.5%)	15 (1.6%)	2 (0.2%)
Communication & Information	356	287	207 (72.4%)	10 (3.5%)	23 (8.0%)	9 (3.1%)	28 (9.8%)	1 (0.3%)	7 (2.4%)	1 (0.3%)
Education, Health & Human Sciences	698	616	221 (35.9%)	5 (0.8%)	259 (42.0%)	78 (12.7%)	34 (5.5%)	1 (0.2%)	18 (2.9%)	0 (0%)
Tickle College of Engineering	610	530	332 (62.5%)	3 (0.6%)	119 (22.5%)	8 (1.5%)	53 (10.0%)	4 (0.8%)	11 (2.1%)	0 (0%)
Nursing	177	113	104 (92.0%)	1 (0.9%)	5 (4.4%)	1 (0.9%)	2 (1.8%)	0 (0%)	0 (0%)	0 (0%)
Social Work	64	57	18 (31.6%)	0 (0%)	27 (47.4%)	3 (5.3%)	4 (7.0%)	0 (0%)	5 (8.8%)	0 (0%)
TOTAL	4651	3809	2061 (54.1%)	47 (1.2%)	915 (24%)	232 (6%)	394 (10.3%)	26 (0.6%)	96 (2.5%)	9 (0.2%)

Degree: **Masters**

Herbert College of Agriculture	61	38	27 (69.2%)	0 (0%)	9 (23.1%)	1 (2.6%)	2 (5.1%)	0 (0%)	0 (0%)	0 (0%)
Architecture & Design	16	13	11 (84.6%)	0 (0%)	0 (0%)	0 (0%)	2 (15.4%)	0 (0%)	0 (0%)	0 (0%)
Arts & Sciences	151	105	56 (56.0%)	2 (2.0%)	33 (31.4%)	3 (3.0%)	11 (11.0%)	0 (0%)	0 (0%)	0 (0%)
Haslam College of Business	213	208	183 (85.9%)	0 (0%)	3 (1.4%)	0 (0%)	10 (4.6%)	2 (0.7%)	11 (5.1%)	0 (0%)
Communication & Information	68	40	33 (82.5%)	0 (0%)	3 (7.5%)	0 (0%)	3 (7.5%)	0 (0%)	1 (2.5%)	0 (0%)
Education, Health & Human Sciences	267	130	89 (67.9%)	1 (0.8%)	29 (22.1%)	0 (0%)	9 (6.9%)	0 (0%)	3 (2.3%)	0 (0%)
Tickle College of Engineering	207	122	76 (62.3%)	0 (0%)	41 (33.6%)	0 (0%)	3 (2.5%)	1 (0.8%)	1 (0.8%)	0 (0%)
Nursing	61	12	10 (83.3%)	0 (0%)	1 (8.3%)	0 (0%)	1 (8.3%)	0 (0%)	0 (0%)	0 (0%)
Social Work	221	48	34 (70.8%)	0 (0%)	4 (8.3%)	0 (0%)	8 (16.7%)	0 (0%)	2 (4.2%)	0 (0%)
TOTAL	1265	716	519 (41.1%)	4 (0.03%)	118 (9.3%)	7 (0.05%)	49 (3.8%)	3 (0.02%)	8 (0.06%)	0 (0%)

Degree: **Doctorates**

Herbert College of Agriculture	21	14	11 (78.6%)	1 (7.1%)	0 (0%)	0 (0%)	2 (14.3%)	0 (0%)	0 (0%)	0 (0%)
Arts & Sciences	147	103	78 (75.7%)	1 (0.9%)	8 (7.7%)	13 (12.6%)	3 (2.9%)	0 (0%)	0 (0%)	0 (0%)
Haslam College of Business	16	12	11 (91.7%)	0 (0%)	1 (8.3%)	0 (0%)	0 (0%)	0 (0%)	0 (0%)	0 (0%)
Communication & Information	8	4	4 (100%)	0 (0%)	0 (0%)	0 (0%)	0 (0%)	0 (0%)	0 (0%)	0 (0%)
Education, Health, & Human Sciences	62	37	22 (59.5%)	0 (0%)	11 (29.7%)	1 (2.7%)	2 (5.4%)	0 (0%)	1 (2.7%)	0 (0%)
Tickle College of Engineering	127	77	48 (62.3%)	1 (1.3%)	25 (32.5%)	0 (0%)	1 (1.3%)	1 (1.3%)	1 (1.3%)	0 (0%)
Nursing	14	9	9 (100%)	0 (0%)	0 (0%)	0 (0%)	0 (0%)	0 (0%)	0 (0%)	0 (0%)
Social Work	21	7	6 (85.7%)	1 (14.3%)	0 (0%)	0 (0%)	0 (0%)	0 (0%)	0 (0%)	0 (0%)
Veterinary Medicine	23	19	15 (78.9%)	0 (0%)	1 (5.3%)	0 (0%)	2 (10.5%)	1 (5.3%)	0 (0%)	0 (0%)
Intercollegiate	25	10	6 (60.0%)	0 (0%)	2 (20.0%)	0 (0%)	1 (10.0%)	1 (10.0%)	0 (0%)	0 (0%)
TOTAL	453	283	210 (74.2%)	4 (0.02%)	57 (20.1%)	14 (4.9%)	11 (3.8%)	3 (0.01%)	2 (0.01%)	0 (0%)

College: **Herbert College of Agriculture**

Degree: **Bachelors**

Agricultural and Resource Economics	1	1	1 (100%)	0 (0%)	0 (0%)	0 (0%)	0 (0%)	0 (0%)	0 (0%)	0 (0%)
Agricultural Leadership, Education, & Communication	17	15	11 (73.3%)	0 (0%)	3 (20.0%)	0 (0%)	0 (0%)	0 (0%)	1 (6.7%)	0 (0%)
Animal Science	100	77	21 (27.3%)	1 (1.3%)	31 (40.3%)	15 (19.5%)	8 (10.4%)	0 (0%)	1 (1.3%)	0 (0%)
Biosystems Engineering	14	14	11 (78.6%)	0 (0%)	2 (14.3%)	0 (0%)	1 (7.1%)	0 (0%)	0 (0%)	0 (0%)
Environmental & Soil Sciences	38	34	22 (64.7%)	1 (2.9%)	5 (14.7%)	0 (0%)	3 (8.8%)	1 (2.9%)	0 (0%)	2 (5.9%)
Food & Agricultural Business	23	17	12 (70.6%)	0 (0%)	3 (17.6%)	0 (0%)	1 (5.9%)	0 (0%)	0 (0%)	1 (5.9%)
Food, Science, & Technology	48	42	15 (35.7%)	0 (0%)	16 (38.1%)	3 (7.1%)	5 (11.9%)	0 (0%)	3 (7.1%)	0 (0%)
Forestry	16	10	8 (80.0%)	0 (0%)	0 (0%)	0 (0%)	1 (10.0%)	0 (0%)	0 (0%)	1 (10%)
Natural Resource & Environmental	2	1	0 (0%)	0 (0%)	1 (100%)	0 (0%)	0 (0%)	0 (0%)	0 (0%)	0 (0%)
Plant Sciences	34	29	18 (62.1%)	1 (3.4%)	9 (31.0%)	1 (3.4%)	0 (0%)	0 (0%)	0 (0%)	0 (0%)
Wildlife & Fisheries Science	26	25	13 (52.0%)	2 (8.0%)	2 (8.0%)	0 (0%)	5 (20.0%)	1 (4.0%)	2 (8.0%)	0 (0%)

	Total Number Graduated	# Known Outcomes	Total # Employed Full-Time	Total # Employed Part-Time	# Admitted to Grad School	# Planning on Grad School	# Seeking Employment	# Military Service	# Out of Job Market	# Service
--	------------------------	------------------	----------------------------	----------------------------	---------------------------	---------------------------	----------------------	--------------------	---------------------	-----------

College: **Herbert College of Agriculture**

Degree: **Masters**

Agricultural and Resource Economics	7	6	4 (66.7%)	0 (0%)	0 (0%)	1 (16.7%)	1 (16.7%)	0 (0%)	0 (0%)	0 (0%)
Agricultural Leadership, Education, & Communication	15	8	8 (100%)	0 (0%)	0 (0%)	0 (0%)	0 (0%)	0 (0%)	0 (0%)	0 (0%)
Animal Science	7	6	2 (33.3%)	0 (0%)	3 (50.0%)	0 (0%)	1 (16.7%)	0 (0%)	0 (0%)	0 (0%)
Biosystems Engineering	6	5	5 (100%)	0 (0%)	0 (0%)	0 (0%)	0 (0%)	0 (0%)	0 (0%)	0 (0%)
Entomology & Plant Pathology	6	3	2 (66.7%)	0 (0%)	1 (33.3%)	0 (0%)	0 (0%)	0 (0%)	0 (0%)	0 (0%)
Environmental & Soil Sciences	1	0	0 (--)	0 (--)	0 (--)	0 (--)	0 (--)	0 (--)	0 (--)	0 (--)
Food, Science, & Technology	5	3	1 (33.3%)	0 (0%)	2 (66.7%)	0 (0%)	0 (0%)	0 (0%)	0 (0%)	0 (0%)
Forestry	2	2	1 (50.0%)	0 (0%)	1 (50.0%)	0 (0%)	0 (0%)	0 (0%)	0 (0%)	0 (0%)
Plant Sciences	4	1	0 (0%)	0 (0%)	1 (100%)	0 (0%)	0 (0%)	0 (0%)	0 (0%)	0 (0%)
Wildlife & Fisheries Science	8	4	3 (75.0%)	0 (0%)	1 (25.0%)	0 (0%)	0 (0%)	0 (0%)	0 (0%)	0 (0%)

Degree: **Doctorate**

Animal Science	3	3	3 (100%)	0 (0%)	0 (0%)	0 (0%)	0 (0%)	0 (0%)	0 (0%)	0 (0%)
Biosystems Engineering	2	2	2 (100%)	0 (0%)	0 (0%)	0 (0%)	0 (0%)	0 (0%)	0 (0%)	0 (0%)
Entomology & Plant Pathology	2	0	0 (--)	0 (--)	0 (--)	0 (--)	0 (--)	0 (--)	0 (--)	0 (--)
Food, Science, & Technology	1	1	1 (100%)	0 (0%)	0 (0%)	0 (0%)	0 (0%)	0 (0%)	0 (0%)	0 (0%)
Natural Resources	8	4	2 (50.0%)	0 (0%)	0 (0%)	0 (0%)	2 (50.0%)	0 (0%)	0 (0%)	0 (0%)
Plant, Soil, & Environmental Sciences	1	1	0 (0%)	1 (100%)	0 (0%)	0 (0%)	0 (0%)	0 (0%)	0 (0%)	0 (0%)
Plants, Soils, & Insects	4	3	3 (100%)	0 (0%)	0 (0%)	0 (0%)	0 (0%)	0 (0%)	0 (0%)	0 (0%)

College: **ARCHITECTURE & DESIGN**

Degree: **Bachelor's**

Architecture	41	37	28 (75.7%)	0 (0%)	0 (0%)	1 (2.7%)	8 (21.6%)	0 (0%)	0 (0%)	0 (0%)
Interior Design	16	14	12 (85.7%)	0 (0%)	0 (0%)	0 (0%)	2 (14.3%)	0 (0%)	0 (0%)	0 (0%)

Degree: **Masters**

Architecture	14	11	9 (81.8%)	0 (0%)	0 (0%)	0 (0%)	2 (18.2%)	0 (0%)	0 (0%)	0 (0%)
Landscape Architecture	2	2	2 (100%)	0 (0%)	0 (0%)	0 (0%)	0 (0%)	0 (0%)	0 (0%)	0 (0%)

College: **ARTS & SCIENCES**

Degree: **Bachelor's**

Anthropology	35	23	9 (39.1%)	0 (0%)	1 (4.3%)	6 (26.1%)	6 (26.1%)	0 (0%)	1 (4.3%)	0 (0%)
Art	8	3	0 (0%)	0 (0%)	2 (66.7%)	0 (0%)	1 (33.3%)	0 (0%)	0 (0%)	0 (0%)
Art History	5	4	1 (25.0%)	0 (0%)	1 (25.0%)	0 (0%)	2 (50.0%)	0 (0%)	0 (0%)	0 (0%)
Biological Sciences	196	150	44 (29.3%)	1 (0.7%)	49 (32.7%)	23 (15.3%)	19 (12.7%)	3 (2.0%)	9 (6.0%)	2 (1.3%)
Chemistry	30	23	10 (43.5%)	0 (0%)	7 (30.4%)	1 (4.3%)	4 (17.4%)	1 (4.3%)	0 (0%)	0 (0%)
Classics	6	4	1 (25.0%)	0 (0%)	0 (0%)	1 (25.0%)	2 (50.0%)	0 (0%)	0 (0%)	0 (0%)
College Scholars Program	11	9	3 (33.3%)	1 (11.1%)	5 (55.6%)	0 (0%)	0 (0%)	0 (0%)	0 (0%)	0 (0%)
Economics - Arts & Sciences	42	27	16 (59.3%)	1 (3.7%)	2 (7.4%)	0 (0%)	8 (29.6%)	0 (0%)	0 (0%)	0 (0%)
English	101	78	24 (30.8%)	0 (0%)	28 (35.9%)	8 (10.3%)	15 (19.2%)	1 (1.3%)	2 (2.6%)	0 (0%)
Geography	22	17	7 (41.2%)	0 (0%)	1 (5.9%)	2 (11.8%)	5 (29.4%)	1 (5.9%)	1 (5.9%)	0 (0%)
Geology	29	14	2 (14.3%)	0 (0%)	5 (35.7%)	1 (7.1%)	5 (35.7%)	0 (0%)	1 (7.1%)	0 (0%)
Graphic Design	10	9	7 (77.8%)	1 (11.1%)	0 (0%)	0 (0%)	1 (11.1%)	0 (0%)	0 (0%)	0 (0%)
Hispanic Studies	1	1	0 (0%)	0 (0%)	1 (100%)	0 (0%)	0 (0%)	0 (0%)	0 (0%)	0 (0%)
History	47	30	10 (33.3%)	0 (0%)	12 (40.0%)	0 (0%)	7 (23.3%)	1 (3.3%)	0 (0%)	0 (0%)
Interdisciplinary Studies	108	86	30 (34.9%)	2 (2.3%)	17 (19.8%)	13 (15.1%)	19 (22.1%)	1 (1.2%)	4 (4.7%)	0 (0%)
Mathematics	24	18	8 (44.4%)	0 (0%)	5 (27.8%)	0 (0%)	3 (16.7%)	1 (5.6%)	1 (5.6%)	0 (0%)
Medical Laboratory Science	2	2	2 (100%)	0 (0%)	0 (0%)	0 (0%)	0 (0%)	0 (0%)	0 (0%)	0 (0%)
Microbiology	1	1	1 (100%)	0 (0%)	0 (0%)	0 (0%)	0 (0%)	0 (0%)	0 (0%)	0 (0%)
Modern Foreign Languages	26	25	12 (48.0%)	0 (0%)	7 (28.0%)	3 (12.0%)	3 (12.0%)	0 (0%)	0 (0%)	0 (0%)
Modern Foreign Languages & Literatures	23	12	6 (50.0%)	0 (0%)	5 (41.7%)	1 (8.3%)	0 (0%)	0 (0%)	0 (0%)	0 (0%)
Music	33	19	5 (26.3%)	0 (0%)	10 (52.6%)	2 (10.5%)	2 (10.5%)	0 (0%)	0 (0%)	0 (0%)
Philosophy	18	13	4 (30.8%)	0 (0%)	7 (53.8%)	0 (0%)	1 (7.7%)	0 (0%)	1 (7.7%)	0 (0%)
Physics	12	6	2 (33.3%)	0 (0%)	4 (66.7%)	0 (0%)	0 (0%)	0 (0%)	0 (0%)	0 (0%)
Political Science	123	99	43 (43.4%)	1 (1.0%)	35 (35.4%)	8 (8.1%)	10 (10.1%)	2 (2.0%)	0 (0%)	0 (0%)
Pre-Professional Programs	17	5	0 (0%)	0 (0%)	5 (100%)	0 (0%)	0 (0%)	0 (0%)	0 (0%)	0 (0%)
Psychology	248	188	61 (32.4%)	2 (1.1%)	60 (31.9%)	26 (13.8%)	31 (16.5%)	2 (1.1%)	6 (3.2%)	0 (0%)
Religious Studies	4	4	1 (25.0%)	0 (0%)	0 (0%)	0 (0%)	2 (50.0%)	0 (0%)	1 (25.0%)	0 (0%)
Sociology	75	49	24 (49.0%)	1 (2.0%)	4 (8.2%)	3 (6.1%)	13 (26.5%)	0 (0%)	4 (8.2%)	0 (0%)
Statistics - Arts & Sciences	21	17	11 (64.7%)	0 (0%)	4 (23.5%)	0 (0%)	2 (11.8%)	0 (0%)	0 (0%)	0 (0%)
Studio Art	16	12	2 (16.7%)	0 (0%)	7 (58.3%)	0 (0%)	3 (25.0%)	0 (0%)	0 (0%)	0 (0%)
Theatre	19	16	8 (50.0%)	2 (12.5%)	1 (6.2%)	0 (0%)	4 (25.0%)	0 (0%)	1 (6.2%)	0 (0%)

	Total Number Graduated	# Known Outcomes	Total # Employed Full-Time	Total # Employed Part-Time	# Admitted to Grad School	# Planning on Grad School	# Seeking Employment	# Military Service	# Out of Job Market	# Service
--	------------------------	------------------	----------------------------	----------------------------	---------------------------	---------------------------	----------------------	--------------------	---------------------	-----------

College: ARTS & SCIENCES

Degree: Masters

Anthropology	8	3	2 (66.7%)	0 (0%)	1 (33.3%)	0 (0%)	0 (0%)	0 (0%)	0 (0%)	0 (0%)
Art	3	1	0 (0%)	0 (0%)	0 (0%)	0 (0%)	1 (100%)	0 (0%)	0 (0%)	0 (0%)
Biochemical, Cellular, & Molecular Biology	2	1	1 (100%)	0 (0%)	0 (0%)	0 (0%)	0 (0%)	0 (0%)	0 (0%)	0 (0%)
Chemistry	2	1	1 (100%)	0 (0%)	0 (0%)	0 (0%)	0 (0%)	0 (0%)	0 (0%)	0 (0%)
Ecology & Evolutionary Biology	1	0	0 (--)	0 (--)	0 (--)	0 (--)	0 (--)	0 (--)	0 (--)	0 (--)
English	17	10	5 (50.0%)	0 (0%)	4 (40.0%)	0 (0%)	1 (10.0%)	0 (0%)	0 (0%)	0 (0%)
Geography	4	2	1 (50.0%)	0 (0%)	1 (50.0%)	0 (0%)	0 (0%)	0 (0%)	0 (0%)	0 (0%)
Geology	2	1	1 (100%)	0 (0%)	0 (0%)	0 (0%)	0 (0%)	0 (0%)	0 (0%)	0 (0%)
History	3	2	0 (0%)	0 (0%)	2 (100%)	0 (0%)	0 (0%)	0 (0%)	0 (0%)	0 (0%)
Mathematics	15	13	7 (53.8%)	0 (0%)	5 (38.5%)	0 (0%)	1 (7.7%)	0 (0%)	0 (0%)	0 (0%)
Microbiology	2	2	1 (50.0%)	0 (0%)	0 (0%)	0 (0%)	1 (50.0%)	0 (0%)	0 (0%)	0 (0%)
Modern Foreign Languages	5	2	1 (50.0%)	1 (50.0%)	0 (0%)	0 (0%)	0 (0%)	0 (0%)	0 (0%)	0 (0%)
Modern Foreign Languages & Literatures	2	0	0 (--)	0 (--)	0 (--)	0 (--)	0 (--)	0 (--)	0 (--)	0 (--)
Music	36	22	11 (50.0%)	1 (4.5%)	1 (4.5%)	3 (13.6%)	6 (27.3%)	0 (0%)	0 (0%)	0 (0%)
Philosophy	1	1	0 (0%)	0 (0%)	1 (100%)	0 (0%)	0 (0%)	0 (0%)	0 (0%)	0 (0%)
Physics	4	4	2 (50.0%)	0 (0%)	2 (50.0%)	0 (0%)	0 (0%)	0 (0%)	0 (0%)	0 (0%)
Political Science	2	1	1 (100%)	0 (0%)	0 (0%)	0 (0%)	0 (0%)	0 (0%)	0 (0%)	0 (0%)
Psychology	15	14	0 (0%)	0 (0%)	14 (100%)	0 (0%)	0 (0%)	0 (0%)	0 (0%)	0 (0%)
Public Policy and Administration	15	15	14 (93.3%)	0 (0%)	0 (0%)	0 (0%)	1 (6.7%)	0 (0%)	0 (0%)	0 (0%)
Sociology	4	3	1 (33.3%)	0 (0%)	2 (66.7%)	0 (0%)	0 (0%)	0 (0%)	0 (0%)	0 (0%)
Theatre	8	7	7 (100%)	0 (0%)	0 (0%)	0 (0%)	0 (0%)	0 (0%)	0 (0%)	0 (0%)

Degree: Doctorate

Anthropology	11	6	6 (100%)	0 (0%)	0 (0%)	0 (0%)	0 (0%)	0 (0%)	0 (0%)	0 (0%)
Biochemical, Cellular, & Molecular Biology	8	6	3 (50.0%)	0 (0%)	0 (0%)	3 (50.0%)	0 (0%)	0 (0%)	0 (0%)	0 (0%)
Chemistry	22	11	10 (90.9%)	0 (0%)	1 (9.1%)	0 (0%)	0 (0%)	0 (0%)	0 (0%)	0 (0%)
Ecology & Evolutionary Biology	5	2	2 (100%)	0 (0%)	0 (0%)	0 (0%)	0 (0%)	0 (0%)	0 (0%)	0 (0%)
English	5	3	3 (100%)	0 (0%)	0 (0%)	0 (0%)	0 (0%)	0 (0%)	0 (0%)	0 (0%)
Geography	2	2	1 (50.0%)	0 (0%)	0 (0%)	0 (0%)	1 (50.0%)	0 (0%)	0 (0%)	0 (0%)
Geology	5	5	4 (80.0%)	0 (0%)	1 (20.0%)	0 (0%)	0 (0%)	0 (0%)	0 (0%)	0 (0%)
History	8	3	2 (66.7%)	0 (0%)	1 (33.3%)	0 (0%)	0 (0%)	0 (0%)	0 (0%)	0 (0%)
Life Sciences	7	6	2 (33.3%)	0 (0%)	0 (0%)	3 (50.0%)	1 (16.7%)	0 (0%)	0 (0%)	0 (0%)
Mathematics	22	21	18 (85.7%)	0 (0%)	3 (14.3%)	0 (0%)	0 (0%)	0 (0%)	0 (0%)	0 (0%)
Microbiology	7	2	2 (100%)	0 (0%)	0 (0%)	0 (0%)	0 (0%)	0 (0%)	0 (0%)	0 (0%)
Modern Foreign Languages	9	6	4 (66.7%)	0 (0%)	1 (16.7%)	0 (0%)	1 (16.7%)	0 (0%)	0 (0%)	0 (0%)
Philosophy	2	2	0 (0%)	1 (50.0%)	1 (50.0%)	0 (0%)	0 (0%)	0 (0%)	0 (0%)	0 (0%)
Physics	11	10	8 (80.0%)	0 (0%)	0 (0%)	2 (20.0%)	0 (0%)	0 (0%)	0 (0%)	0 (0%)
Political Science	3	2	2 (100%)	0 (0%)	0 (0%)	0 (0%)	0 (0%)	0 (0%)	0 (0%)	0 (0%)
Psychology	14	6	6 (100%)	0 (0%)	0 (0%)	0 (0%)	0 (0%)	0 (0%)	0 (0%)	0 (0%)
Sociology	6	6	5 (83.3%)	0 (0%)	0 (0%)	1 (16.7%)	0 (0%)	0 (0%)	0 (0%)	0 (0%)

College: HASLAM COLLEGE OF BUSINESS

Degree: Bachelor's

Accounting	136	121	35 (28.9%)	2 (1.7%)	74 (61.2%)	3 (2.5%)	4 (3.3%)	0 (0%)	2 (1.7%)	1 (0.8%)
Business Administration	17	15	8 (53.3%)	0 (0%)	1 (6.7%)	0 (0%)	4 (26.7%)	2 (13.3%)	0 (0%)	0 (0%)
Business Analytics	97	81	63 (77.8%)	1 (1.2%)	7 (8.6%)	1 (1.2%)	7 (8.6%)	1 (1.2%)	1 (1.2%)	0 (0%)
Economics	29	23	16 (69.6%)	0 (0%)	4 (17.4%)	0 (0%)	3 (13.0%)	0 (0%)	0 (0%)	0 (0%)
Finance	134	111	83 (74.8%)	2 (1.8%)	10 (9.0%)	1 (0.9%)	14 (12.6%)	0 (0%)	1 (0.9%)	0 (0%)
Human Resource Management	24	21	16 (76.2%)	0 (0%)	2 (9.5%)	0 (0%)	2 (9.5%)	0 (0%)	1 (4.8%)	0 (0%)
Management	79	71	51 (71.8%)	2 (2.8%)	5 (7.0%)	2 (2.8%)	8 (11.3%)	0 (0%)	3 (4.2%)	0 (0%)
Marketing	163	148	127 (85.8%)	1 (0.7%)	4 (2.7%)	2 (1.4%)	12 (8.1%)	0 (0%)	2 (1.4%)	0 (0%)
Public Administration	7	7	3 (42.9%)	0 (0%)	2 (28.6%)	1 (14.3%)	1 (14.3%)	0 (0%)	0 (0%)	0 (0%)
Supply Chain Management	371	328	279 (85.1%)	3 (0.9%)	11 (3.4%)	4 (1.2%)	23 (7.0%)	2 (0.6%)	5 (1.5%)	1 (0.3%)

Degree: Masters

Accounting	99	99	99 (100%)	0 (0%)	0 (0%)	0 (0%)	0 (0%)	0 (0%)	0 (0%)	0 (0%)
Business Administration	58	58	41 (70.6%)	0 (0%)	0 (0%)	0 (0%)	8 (13.7%)	2 (3.4%)	7 (12%)	0 (0%)
Business Analytics	35	35	31 (88.5%)	0 (0%)	0 (0%)	0 (0%)	1 (2.8%)	0 (0%)	4 (11.4%)	0 (0%)
Economics	4	4	1 (25.0%)	0 (0%)	3 (75.0%)	0 (0%)	0 (0%)	0 (0%)	0 (0%)	0 (0%)
Human Resource Management	17	12	11 (91.7%)	0 (0%)	0 (0%)	0 (0%)	1 (8.3%)	0 (0%)	0 (0%)	0 (0%)

	Total Number Graduated	# Known Outcomes	Total # Employed Full- Time	Total # Employed Part- Time	# Admitted to Grad School	# Planning on Grad School	# Seeking Employment	# Military Service	# Out of Job Market	# Service
--	---------------------------	---------------------	-----------------------------------	-----------------------------------	------------------------------	------------------------------	-------------------------	-----------------------	------------------------	-----------

College: **HASLAM COLLEGE OF BUSINESS**

Degree: **Doctorate**

Business Administration	9	7	7 (100%)	0 (0%)	0 (0%)	0 (0%)	0 (0%)	0 (0%)	0 (0%)	0 (0%)
Economics	6	4	3 (75.0%)	0 (0%)	1 (25.0%)	0 (0%)	0 (0%)	0 (0%)	0 (0%)	0 (0%)
Statistics	1	1	1 (100%)	0 (0%)	0 (0%)	0 (0%)	0 (0%)	0 (0%)	0 (0%)	0 (0%)

College: **Communication & Information**

Degree: **Bachelor's**

Advertising	35	29	26 (89.7%)	0 (0%)	0 (0%)	0 (0%)	2 (6.9%)	0 (0%)	1 (3.4%)	0 (0%)
Communication Studies	139	105	67 (63.8%)	5 (4.8%)	9 (8.6%)	4 (3.8%)	15 (14.3%)	1 (1.0%)	4 (3.8%)	0 (0%)
Journalism & Electronic Media	110	87	63 (73.3%)	2 (2.3%)	9 (10.5%)	3 (3.5%)	7 (8.1%)	0 (0%)	1 (1.2%)	1 (1.2%)
Public Relations	72	66	51 (77.3%)	3 (4.5%)	5 (7.6%)	2 (3.0%)	4 (6.1%)	0 (0%)	1 (1.5%)	0 (0%)

Degree: **Masters**

Communication & Information	5	4	3 (75.0%)	0 (0%)	0 (0%)	0 (0%)	1 (25.0%)	0 (0%)	0 (0%)	0 (0%)
Information Sciences	63	36	30 (83.3%)	0 (0%)	3 (8.3%)	0 (0%)	2 (5.6%)	0 (0%)	1 (2.8%)	0 (0%)

Degree: **Doctorate**

Communication & Information	8	4	4 (100%)	0 (0%)	0 (0%)	0 (0%)	0 (0%)	0 (0%)	0 (0%)	0 (0%)
-----------------------------	---	---	----------	--------	--------	--------	--------	--------	--------	--------

College: **EDUCATION, HEALTH & HUMAN SCIENCES**

Degree: **Bachelor's**

Audiology & Speech Pathology	63	47	11 (23.4%)	0 (0%)	29 (61.7%)	5 (10.6%)	1 (2.1%)	0 (0%)	1 (2.1%)	0 (0%)
Child & Family Studies	86	70	23 (32.9%)	1 (1.4%)	34 (48.6%)	8 (11.4%)	4 (5.7%)	0 (0%)	0 (0%)	0 (0%)
Hotel, Restaurant, & Tourism	46	43	39 (90.7%)	0 (0%)	1 (2.3%)	0 (0%)	3 (7.0%)	0 (0%)	0 (0%)	0 (0%)
Kinesiology	221	197	40 (20.3%)	3 (1.5%)	78 (39.6%)	51 (25.9%)	12 (6.1%)	1 (0.5%)	12 (6.1%)	0 (0%)
Nutrition	37	36	15 (41.7%)	0 (0%)	17 (47.2%)	3 (8.3%)	1 (2.8%)	0 (0%)	1 (2.7%)	0 (0%)
Recreation & Sport Management	138	121	65 (53.7%)	1 (0.8%)	30 (24.8%)	11 (9.1%)	10 (8.3%)	0 (0%)	4 (3.3%)	0 (0%)
Retail & Consumer Sciences	24	24	20 (83.3%)	0 (0%)	2 (8.3%)	0 (0%)	1 (4.2%)	0 (0%)	1 (4.2%)	0 (0%)
Special Education	38	33	6 (18.2%)	0 (0%)	25 (75.8%)	0 (0%)	2 (6.1%)	0 (0%)	0 (0%)	0 (0%)
Teacher Education	45	45	2 (4.4%)	0 (0%)	43 (95.6%)	0 (0%)	0 (0%)	0 (0%)	0 (0%)	0 (0%)

Degree: **Masters**

Child & Family Studies	24	8	5 (62.5%)	0 (0%)	2 (25.0%)	0 (0%)	0 (0%)	0 (0%)	1 (12.5%)	0 (0%)
College Student Personnel	19	12	9 (75.0%)	0 (0%)	1 (8.3%)	0 (0%)	2 (16.7%)	0 (0%)	0 (0%)	0 (0%)
Counseling	13	6	4 (66.7%)	0 (0%)	2 (33.3%)	0 (0%)	0 (0%)	0 (0%)	0 (0%)	0 (0%)
Education	15	6	5 (83.3%)	0 (0%)	1 (16.7%)	0 (0%)	0 (0%)	0 (0%)	0 (0%)	0 (0%)
Educational Administration	11	3	3 (100%)	0 (0%)	0 (0%)	0 (0%)	0 (0%)	0 (0%)	0 (0%)	0 (0%)
Educational Psychology	10	7	4 (57.1%)	0 (0%)	2 (28.6%)	0 (0%)	0 (0%)	0 (0%)	1 (14.3%)	0 (0%)
Educational Psychology & Research	1	0	0 (0%)	0 (0%)	0 (0%)	0 (0%)	0 (0%)	0 (0%)	0 (0%)	0 (0%)
Kinesiology	20	6	5 (83.3%)	0 (0%)	0 (0%)	0 (0%)	1 (16.7%)	0 (0%)	0 (0%)	0 (0%)
Nutrition	13	9	6 (66.7%)	0 (0%)	1 (11.1%)	0 (0%)	2 (22.2%)	0 (0%)	0 (0%)	0 (0%)
Public Health	20	14	10 (66.7%)	0 (0%)	3 (20.0%)	0 (0%)	2 (13.3%)	0 (0%)	0 (0%)	0 (0%)
Recreation & Sport Management	36	24	22 (91.7%)	1 (4.2%)	1 (4.2%)	0 (0%)	0 (0%)	0 (0%)	0 (0%)	0 (0%)
Teacher Education	85	35	16 (45.7%)	0 (0%)	16 (45.7%)	0 (0%)	2 (5.7%)	0 (0%)	1 (2.9%)	0 (0%)

Degree: **Doctorate**

Child & Family Studies	2	2	0 (0%)	0 (0%)	1 (50.0%)	0 (0%)	1 (50.0%)	0 (0%)	0 (0%)	0 (0%)
Counselor Education	7	4	2 (50.0%)	0 (0%)	1 (25.0%)	1 (25.0%)	0 (0%)	0 (0%)	0 (0%)	0 (0%)
Education	21	9	7 (77.8%)	0 (0%)	2 (22.2%)	0 (0%)	0 (0%)	0 (0%)	0 (0%)	0 (0%)
Educational Psychology	5	5	0 (0%)	0 (0%)	5 (100%)	0 (0%)	0 (0%)	0 (0%)	0 (0%)	0 (0%)
Educational Psychology & Research	2	1	1 (100%)	0 (0%)	0 (0%)	0 (0%)	0 (0%)	0 (0%)	0 (0%)	0 (0%)
Higher Education Administration	3	3	2 (66.7%)	0 (0%)	0 (0%)	0 (0%)	1 (33.3%)	0 (0%)	0 (0%)	0 (0%)
Kinesiology	1	1	1 (100%)	0 (0%)	0 (0%)	0 (0%)	0 (0%)	0 (0%)	0 (0%)	0 (0%)
Kinesiology & Sport Studies	6	1	1 (100%)	0 (0%)	0 (0%)	0 (0%)	0 (0%)	0 (0%)	0 (0%)	0 (0%)
Retail, Hospitality, & Tourism Management	5	5	5 (100%)	0 (0%)	0 (0%)	0 (0%)	0 (0%)	0 (0%)	0 (0%)	0 (0%)
School Psychology	10	6	3 (50.0%)	0 (0%)	2 (33.3%)	0 (0%)	0 (0%)	0 (0%)	1 (16.7%)	0 (0%)

	Total Number Graduated	# Known Outcomes	Total # Employed Full-Time	Total # Employed Part-Time	# Admitted to Grad School	# Planning on Grad School	# Seeking Employment	# Military Service	# Out of Job Market	# Service
--	------------------------	------------------	----------------------------	----------------------------	---------------------------	---------------------------	----------------------	--------------------	---------------------	-----------

College: Tickle College of Engineering

Degree: Bachelor's

Aerospace Engineering	21	19	10 (52.6%)	0 (0%)	6 (31.6%)	0 (0%)	3 (15.8%)	0 (0%)	0 (0%)	0 (0%)
Biomedical Engineering	34	28	16 (57.1%)	1 (3.6%)	6 (21.4%)	1 (3.6%)	4 (14.3%)	0 (0%)	0 (0%)	0 (0%)
Chemical Engineering	83	80	45 (56.2%)	0 (0%)	12 (15.0%)	3 (3.8%)	14 (17.5%)	0 (0%)	6 (7.5%)	0 (0%)
Civil Engineering	58	53	36 (67.9%)	0 (0%)	13 (24.5%)	0 (0%)	3 (5.7%)	1 (1.9%)	0 (0%)	0 (0%)
Computer Engineering	22	20	12 (60.0%)	1 (5.0%)	7 (35.0%)	0 (0%)	0 (0%)	0 (0%)	0 (0%)	0 (0%)
Computer Science	82	72	38 (52.8%)	0 (0%)	21 (29.2%)	1 (1.4%)	10 (13.9%)	0 (0%)	2 (2.8%)	0 (0%)
Electrical Engineering	59	55	36 (65.5%)	0 (0%)	16 (29.1%)	0 (0%)	2 (3.6%)	0 (0%)	1 (1.8%)	0 (0%)
Industrial Engineering	35	31	26 (83.9%)	0 (0%)	2 (6.5%)	0 (0%)	2 (6.5%)	1 (3.2%)	0 (0%)	0 (0%)
Materials Science & Engineering	15	12	5 (41.7%)	0 (0%)	5 (41.7%)	0 (0%)	2 (16.7%)	0 (0%)	0 (0%)	0 (0%)
Mechanical Engineering	161	126	95 (75.4%)	1 (0.8%)	15 (11.9%)	2 (1.6%)	10 (7.9%)	1 (0.8%)	2 (1.6%)	0 (0%)
Nuclear Engineering	40	34	13 (38.2%)	0 (0%)	16 (47.1%)	1 (2.9%)	3 (8.8%)	1 (2.9%)	0 (0%)	0 (0%)

Degree: Masters

Aerospace Engineering	13	5	3 (60.0%)	0 (0%)	1 (20.0%)	0 (0%)	1 (20.0%)	0 (0%)	0 (0%)	0 (0%)
Biomedical Engineering	7	3	3 (100%)	0 (0%)	0 (0%)	0 (0%)	0 (0%)	0 (0%)	0 (0%)	0 (0%)
Chemical Engineering	3	2	1 (50.0%)	0 (0%)	0 (0%)	0 (0%)	1 (50.0%)	0 (0%)	0 (0%)	0 (0%)
Civil Engineering	34	20	15 (75.0%)	0 (0%)	5 (25.0%)	0 (0%)	0 (0%)	0 (0%)	0 (0%)	0 (0%)
Computer Engineering	10	7	5 (71.4%)	0 (0%)	2 (28.6%)	0 (0%)	0 (0%)	0 (0%)	0 (0%)	0 (0%)
Computer Science	17	14	5 (35.7%)	0 (0%)	9 (64.3%)	0 (0%)	0 (0%)	0 (0%)	0 (0%)	0 (0%)
Electrical Engineering	20	12	5 (41.7%)	0 (0%)	6 (50.0%)	0 (0%)	1 (8.3%)	0 (0%)	0 (0%)	0 (0%)
Engineering Science	2	1	0 (0%)	0 (0%)	1 (100%)	0 (0%)	0 (0%)	0 (0%)	0 (0%)	0 (0%)
Environmental Engineering	12	6	5 (83.3%)	0 (0%)	1 (16.7%)	0 (0%)	0 (0%)	0 (0%)	0 (0%)	0 (0%)
Industrial Engineering	42	26	22 (84.6%)	0 (0%)	3 (11.5%)	0 (0%)	0 (0%)	0 (0%)	1 (3.8%)	0 (0%)
Materials Science & Engineering	2	1	0 (0%)	0 (0%)	1 (100%)	0 (0%)	0 (0%)	0 (0%)	0 (0%)	0 (0%)
Mechanical Engineering	19	11	7 (63.6%)	0 (0%)	4 (36.4%)	0 (0%)	0 (0%)	0 (0%)	0 (0%)	0 (0%)
Nuclear Engineering	23	11	3 (27.3%)	0 (0%)	7 (63.6%)	0 (0%)	0 (0%)	1 (9.1%)	0 (0%)	0 (0%)
Reliability & Maintainability	3	3	2 (66.7%)	0 (0%)	1 (33.3%)	0 (0%)	0 (0%)	0 (0%)	0 (0%)	0 (0%)

Degree: Doctorate

Aerospace Engineering	2	2	1 (50.0%)	0 (0%)	1 (50.0%)	0 (0%)	0 (0%)	0 (0%)	0 (0%)	0 (0%)
Biomedical Engineering	2	2	1 (50.0%)	0 (0%)	0 (0%)	0 (0%)	1 (50.0%)	0 (0%)	0 (0%)	0 (0%)
Chemical Engineering	10	5	2 (40.0%)	0 (0%)	3 (60.0%)	0 (0%)	0 (0%)	0 (0%)	0 (0%)	0 (0%)
Civil Engineering	19	13	11 (84.6%)	1 (7.7%)	1 (7.7%)	0 (0%)	0 (0%)	0 (0%)	0 (0%)	0 (0%)
Computer Engineering	5	2	2 (100%)	0 (0%)	0 (0%)	0 (0%)	0 (0%)	0 (0%)	0 (0%)	0 (0%)
Computer Science	3	3	1 (33.3%)	0 (0%)	2 (66.7%)	0 (0%)	0 (0%)	0 (0%)	0 (0%)	0 (0%)
Electrical Engineering	26	17	12 (70.6%)	0 (0%)	5 (29.4%)	0 (0%)	0 (0%)	0 (0%)	0 (0%)	0 (0%)
Engineering Science	1	0	0 (--)	0 (--)	0 (--)	0 (--)	0 (--)	0 (--)	0 (--)	0 (--)
Industrial Engineering	8	3	2 (66.7%)	0 (0%)	1 (33.3%)	0 (0%)	0 (0%)	0 (0%)	0 (0%)	0 (0%)
Materials Science & Engineering	11	6	4 (66.7%)	0 (0%)	2 (33.3%)	0 (0%)	0 (0%)	0 (0%)	0 (0%)	0 (0%)
Mechanical Engineering	16	10	6 (60.0%)	0 (0%)	3 (30.0%)	0 (0%)	0 (0%)	1 (10.0%)	0 (0%)	0 (0%)
Nuclear Engineering	23	14	6 (42.9%)	0 (0%)	7 (50.0%)	0 (0%)	0 (0%)	0 (0%)	1 (7.1%)	0 (0%)
Nuclear Security Sci/Analy	1	0	0 (--)	0 (--)	0 (--)	0 (--)	0 (--)	0 (--)	0 (--)	0 (--)

College: NURSING

Degree: Bachelor's

Nursing	177	113	104 (92.0%)	1 (0.9%)	5 (4.4%)	1 (0.9%)	2 (1.8%)	0 (0%)	0 (0%)	0 (0%)
---------	-----	-----	-------------	----------	----------	----------	----------	--------	--------	--------

Degree: Masters

Nursing	61	12	10 (83.3%)	0 (0%)	1 (8.3%)	0 (0%)	1 (8.3%)	0 (0%)	0 (0%)	0 (0%)
---------	----	----	------------	--------	----------	--------	----------	--------	--------	--------

Degree: Doctorate

Nursing	14	9	9 (100%)	0 (0%)	0 (0%)	0 (0%)	0 (0%)	0 (0%)	0 (0%)	0 (0%)
---------	----	---	----------	--------	--------	--------	--------	--------	--------	--------

College: SOCIAL WORK

Degree: Bachelor's

Social Work	64	57	18 (31.6%)	0 (0%)	27 (47.4%)	3 (5.3%)	4 (7.0%)	0 (0%)	5 (8.8%)	0 (0%)
-------------	----	----	------------	--------	------------	----------	----------	--------	----------	--------

Degree: Masters

Social Work	221	48	34 (70.8%)	0 (0%)	4 (8.3%)	0 (0%)	8 (16.7%)	0 (0%)	2 (4.2%)	0 (0%)
-------------	-----	----	------------	--------	----------	--------	-----------	--------	----------	--------

	Total Number Graduated	# Known Outcomes	Total # Employed Full-Time	Total # Employed Part-Time	# Admitted to Grad School	# Planning on Grad School	# Seeking Employment	# Military Service	# Out of Job Market	# Service
Degree: Doctorate										
Social Work	21	7	6 (85.7%)	1 (14.3%)	0 (0%)	0 (0%)	0 (0%)	0 (0%)	0 (0%)	0 (0%)
College: VETERINARY MEDICINE										
Degree: Doctorate										
Veterinary Medicine	23	19	15 (78.9%)	0 (0%)	1 (5.3%)	0 (0%)	2 (10.5%)	1 (5.3%)	0 (0%)	0 (0%)
College: Intercollegiate										
Degree: Doctorate										
Comparative & Experimental Medicine	5	2	0 (0%)	0 (0%)	2 (100%)	0 (0%)	0 (0%)	0 (0%)	0 (0%)	0 (0%)
Energy Science & Engineering	20	8	6 (75.0%)	0 (0%)	0 (0%)	0 (0%)	1 (12.5%)	1 (12.5%)	0 (0%)	0 (0%)

Notes:

- Employed Full-time** - The number and percentage of graduates that are employed full time, including entrepreneurs, on temporary/contract work assignments, freelancers, those in postgraduate internships or fellowships, and other work categories.
- Employed Part-time** - Same categories as Full-time, but employed for less than 30 hours per week.
- Planning on Grad School** - The number of graduates reported as 'Seeking Continuing Education' plus graduates reported as 'Exam Preparation'.
- Out of Job Market** - The number of graduates not seeking employment or continuing education.
- The denominator used for these calculations is the # of Students with a known status.

For additional information on doctoral students, contact the Graduate School for Survey of Earned Doctorates data.

For data on law students, contact the College of Law.

Some departments may collect additional information on their graduating students.

First-Destination Information
Full-time Salaries Accepted by 2017-2018 Graduates

<i>BACHELORS</i> College/Major	# of Salaries (Full-Time Employed)	Salary High	Salary Low	Salary Mean 2017-2018	Salary Mean 2016-2017	Salary Mean 2015-2016
HERBERT COLLEGE OF AGRICULTURE	71	75000	19760	43957	39949	39325
Agricultural Leadership, Education, & Communication	6	54656	21840	38183	33729	37500
Animal Science	10	56500	20000	37897	32487	37532
Biosystems Engineering	3	75000	54000	62000	49000	NA
Environmental & Soil Sciences	19	65000	26000	55476	49762	47029
Food & Agricultural Business	9	56000	27000	40333	36240	24480
Food, Science, & Technology	9	56000	27040	45526	49140	46480
Forestry	2	26000	21840	23920	33780	NA
Natural Resource & Environmental Economics	0	NA	NA	NA	57500	NA
Plant Sciences	5	53000	20000	38500	31080	37750
Wildlife & Fisheries Science	7	40000	19760	30677	23739	34633
ARCHITECTURE & DESIGN	26	57000	21840	43322	42328	41316
Architecture	18	51900	24960	43361	42703	42385
Interior Design	8	57000	21840	43233	40600	39000
ARTS & SCIENCES	157	85000	16640	34229	34506	36259
Anthropology	2	22880	16640	19760	22880	42333
Art	0	NA	NA	NA	29300	NA
Art History	1	27040	27040	27040	NA	NA
Arts & Sciences Exploratory Track	0	NA	NA	NA	NA	50000
Biological Sciences	16	47000	20800	31255	34042	32090
Chemistry	4	35000	24000	27890	38622	NA
Classics	1	21840	21840	21840	NA	NA
College Scholars Program	1	64000	64000	64000	35000	NA
Economics - Arts & Sciences	7	60000	25480	42580	39250	39849
English	7	40000	20800	28880	31853	40235
Geography	3	55000	22880	33933	41500	46916
Geology	1	20800	20800	20800	35000	NA
Graphic Design	3	42000	31200	35067	NA	32000
History	5	33280	18000	23383	33167	32226
Interdisciplinary Studies	12	45000	16640	29757	30371	30845
Mathematics	5	80000	45000	65600	38309	41600
Medical Laboratory Science	2	60000	40380	50190	NA	NA
Microbiology	0	NA	NA	NA	NA	NA
Modern Foreign Languages	5	50000	20800	30960	NA	NA
Modern Foreign Languages & Literatures	5	43100	29120	35044	37162	NA
Music	2	24000	22400	24000	27000	20800
Philosophy	1	30000	30000	30000	42900	NA
Physics	2	85000	40000	62500	24960	NA
Political Science	21	60000	19240	33607	39590	44147
Pre-Professional Programs	0	NA	NA	NA	NA	NA
Psychology	26	75000	20800	34864	28358	30345
Religious Studies	1	20000	20000	20000	25000	NA
Sociology	12	65000	18200	32859	39974	31170
Statistics - Arts & Sciences	5	60000	39520	47424	47500	68600
Studio Art	0	NA	NA	NA	NA	31200
Theatre	7	29120	18720	22880	NA	23000

<i>BACHELORS College/Major</i>	# of Salaries (Full-Time Employed)	Salary High	Salary Low	Salary Mean 2017-2018	Salary Mean 2016-2017	Salary Mean 2015-2016
HASLAM COLLEGE OF BUSINESS	349	106000	18000	49773	47531	47737
Accounting	18	85000	24960	47713	49523	45537
Business Administration	2	51000	42000	46500	48000	NA
Business Analytics	34	75000	30000	55604	49391	50557
Economics	8	65000	30000	47417	42852	41108
Finance	37	75000	30000	47247	43947	46224
Human Resource Management Management	7	60000	31200	41440	44428	43430
Marketing	30	80000	19760	42840	44517	39605
Public Administration	55	80000	18000	44094	40774	41286
Supply Chain Management	0	NA	NA	NA	40733	27900
	158	106000	20800	53416	51276	52252
COMMUNICATION & INFORMATION	75	75000	14400	36118	34618	34100
Advertising	4	50000	26000	36500	36400	40640
Communication Studies	31	75000	15080	40161	37810	37016
Journalism & Electronic Media	19	50700	14400	32570	27573	29320
Public Relations	21	50000	20800	33289	37026	30927
EDUCATION, HEALTH & HUMAN SCIENCES	91	100000	13750	34571	34363	35752
Audiology & Speech Pathology	4	43000	20000	30750	28600	NA
Child & Family Studies	15	60000	13750	32386	34708	36681
Hotel, Restaurant, & Tourism	22	55000	20800	37485	37855	38250
Kinesiology	12	60000	18720	28797	30637	30400
Nutrition	6	40000	19240	28527	29997	NA
Recreation & Sport Management	20	52800	15000	30910	32345	33464
Retail & Consumer Sciences	8	100000	20800	52506	45549	45000
Special Education	3	58240	22880	39748	NA	36800
Teacher Education	1	38295	38295	38295	NA	NA
TICKLE COLLEGE OF ENGINEERING	206	145000	17160	64766	62581	63358
Aerospace Engineering	6	75000	24960	51243	58250	59014
Biomedical Engineering	4	70000	27040	49760	49200	NA
Chemical Engineering	35	102000	32000	71690	69383	69837
Civil Engineering	25	72500	41000	55472	53082	55014
Computer Engineering	5	80000	59000	69020	66333	87500
Computer Science	20	145000	31200	78356	67760	65753
Electrical Engineering	20	77200	35360	66658	63259	65585
Industrial Engineering	17	81000	46000	62126	64907	65714
Materials Science & Engineering	2	46966	31000	38983	NA	NA
Mechanical Engineering	62	102000	17160	62278	61372	61953
Nuclear Engineering	10	101000	56581	71068	55567	59311
NURSING	89	65500	25999	41735	44432	42911
SOCIAL WORK	7	37544	23920	31446	29878	33810

Bachelor's Median: \$45,000

Bachelor's Mean: \$46,801

MASTERS College/Major	# of Salaries (Full-Time Employed)	Salary High	Salary Low	Salary Mean 2017-2018	Salary Mean 2016-2017	Salary Mean 2015-2016
HERBERT COLLEGE OF AGRICULTURE	5	65000	35000	42312	48877	53543
Agricultural and Resource Economics	0	NA	NA	NA	NA	65000
Agricultural Leadership, Education, & Communication	1	65000	65000	65000	38633	39500
Animal Science	0	NA	NA	NA	82500	39200
Biosystems Engineering	0	NA	NA	NA	NA	55000
Entomology & Plant Pathology	1	36000	36000	36000	40333	42000
Environmental and Soil Science	0	NA	NA	NA	NA	NA
Food Safety	0	NA	NA	NA	NA	60000
Food Science and Technology	0	NA	NA	NA	50000	64000
Forestry	0	NA	NA	NA	NA	NA
Plant Sciences	0	NA	NA	NA	46167	46633
Wildlife and Fisheries Science	3	40560	35000	36853	45000	48000
ARCHITECTURE & DESIGN	4	48000	42000	\$44,500	45583	41125
Architecture	3	48000	43000	45333	45500	42000
Landscape Architecture	1	42000	42000	42000	46000	38500
ARTS & SCIENCES	5	57000	30000	39800	42097	50920
Anthropology	1	57000	57000	57000	NA	NA
English	1	36000	36000	36000	NA	NA
Chemistry	0	NA	NA	NA	37440	41507
College Student Personnel	0	NA	NA	NA	NA	38333
Geography	0	NA	NA	NA	43659	NA
Geology	0	NA	NA	NA	NA	53000
History	0	NA	NA	NA	24000	NA
Mathematics	0	NA	NA	NA	NA	64000
Modern Foreign Languages	0	NA	NA	NA	NA	NA
Music	1	30000	30000	30000	41156	NA
Physics	0	NA	NA	NA	NA	NA
Psychology	0	NA	NA	NA	NA	NA
Public Administration and Administration	2	41000	35000	38000	48000	NA
Statistics	0	NA	NA	NA	NA	NA
Studio Art	0	NA	NA	NA	NA	NA
Theatre	0	NA	NA	NA	NA	NA
BUSINESS (Analytics)**	28	100000	47000	78276	80800	80800
BUSINESS (MACC)**	88	70000	38000	53000	52523	52534
Business (MBA)**	11	170000	43680	91107	NA	NA
Economics	1	62000	62000	62000	NA	58500
Human Resource Mgmt.	2	45760	23566	34663	NA	NA
COMMUNICATION & INFORMATION	8	56000	20800	45512	42552	43500
Communication and Information	1	52000	52000	52000	60000	40000
Information Sciences	7	56000	20800	44585	34861	44200
EDUCATION, HEALTH & HUMAN SCIENCES	21	57000	15080	42535	44711	42769
Child & Family Studies	1	45000	45000	45000	36210	NA
College Student Personnel	2	50000	38000	44000	39502	NA
Counseling	2	45000	35000	44000	38820	36000
Education	1	57000	57000	57000	61750	NA
Educational Administration	1	54000	54000	54000	NA	NA
Educational Psychology	1	35000	35000	35000	NA	50000
Educational Psychology & Research	0	NA	NA	NA	NA	55000
Kinesiology	0	NA	NA	NA	32880	46500
Nutrition	2	45000	40000	42500	NA	49758
Public Health	2	50000	48232	49116	64210	40174
Recreation & Sport Management	5	48000	15080	35150	39598	44400
Teacher Education	4	47000	42000	43815	42306	41900

MASTERS <i>College/Major</i>	# of Salaries (Full-Time Employed)	Salary High	Salary Low	Salary Mean 2017-2018	Salary Mean 2016-2017	Salary Mean 2015-2016
TICKLE COLLEGE OF ENGINEERING	20	130000	42000	73751	81346	62911
Aerospace Engineering	2	82000	69000	75500	NA	47000
Engineering - Biomedical	1	42000	42000	42000	NA	NA
Engineering - Chemical	1	67200	67200	67200	NA	NA
Civil Engineering	4	95000	50880	70036	54500	51600
Computer Engineering	1	44700	44700	44700	92500	81667
Computer Science	1	83000	83000	83000	60000	NA
Engineering - Electrical	1	130000	130000	130000	69750	NA
Engineering Science	0	NA	NA	NA	NA	NA
Environmental Engineering	1	54080	54080	54080	NA	69000
Industrial Engineering	5	120000	55000	88400	78000	67143
Materials Science & Engineering	0	NA	NA	NA	NA	65000
Mechanical Engineering	3	72000	43900	60300	90667	72467
Nuclear Engineering	0	NA	NA	NA	120000	70138
Power and Energy Systems	0	NA	NA	NA	94000	NA
Reliability & Maintainability	0	NA	NA	NA	NA	NA
NURSING	3	127500	92500	105000	NA	NA
SOCIAL WORK	4	43337	35360	40888	40453	39349

Doctoral <i>College/Major</i>	# of Salaries (Full-Time Employed)	Salary High	Salary Low	Salary Mean 2017-2018	Salary Mean 2016-2017	Salary Mean 2015-2016
HERBERT COLLEGE OF AGRICULTURE	5	52000	40000	47355	68250	62100
Animal Science	1	40000	40000	40000	NA	NA
Biosystems Engineering	0	NA	NA	NA	NA	81500
Food Science and Technology	1	47775	47775	47775	NA	65000
Natural Resources	1	52000	52000	52000	72000	NA
Plants, Soils & Insects	2	50000	47000	48500	64500	49500
ARTS & SCIENCES	21	123000	34000	70798	52622	53536
Anthropology	0	NA	NA	NA	65000	NA
Biochemistry, Cellular & Molecular Biology	0	NA	NA	NA	NA	40000
Chemistry	3	100300	63600	82300	62667	60000
Ecology & Evolutionary Biology	0	NA	NA	NA	NA	NA
English	1	34000	34000	34000	33500	NA
Geography	0	NA	NA	NA	47500	60000
Geology	1	65000	65000	65000	47000	43000
History	0	NA	NA	NA	NA	36000
Life Sciences	1	45000	45000	45000	50000	54500
Mathematics	7	123000	44000	69857	47500	64167
Microbiology	2	47484	47476	47480	42000	50000
Modern Foreign Languages	1	53000	53000	53000	58379	NA
Philosophy	0	NA	NA	NA	47700	NA
Physics	2	120000	54000	87000	NA	36000
Political Science	1	48000	48000	48000	65000	NA
Psychology	1	47500	47500	47500	57000	60000
Sociology	1	46000	46000	46000	NA	63000
HASLAM COLLEGE OF BUSINESS	7	215000	53000	118286	108356	75880
Business Administration	4	215000	124000	156000	165000	73512
Economics	3	80000	53000	68000	80033	83496
COMMUNICATION & INFORMATION	3	107000	52000	76000	36000	58500
Communication and Information	3	107000	52000	76000	36000	58500

Doctoral College/Major	# of Salaries (Full-Time Employed)	Salary High	Salary Low	Salary Mean 2017-2018	Salary Mean 2016-2017	Salary Mean 2015-2016
EDUCATION, HEALTH & HUMAN SCIENCES	10	88000	40000	63300	59408	52643
Child & Family Studies	0	NA	NA	NA	47000	45000
Counselor Education	1	60000	60000	60000	NA	57000
Education	2	575000	50000	53750	48000	51833
Educational Psychology & Research	1	58000	58000	58000	NA	55000
Higher Education Administration	0	NA	NA	NA	50000	NA
Kinesiology and Sports Studies	1	78500	78500	78500	70482	56000
Retail, Hospitality, & Tourism Management	2	72000	68000	70000	NA	NA
School Psychology	3	88000	40000	63000	NA	NA
TICKLE COLLEGE OF ENGINEERING	20	140000	26000	78070	203306	79719
Aerospace Engineering	0	NA	NA	NA	NA	78500
Biomedical Engineering	1	90000	90000	90000	NA	66000
Chemical Engineering	0	NA	NA	NA	31000	91000
Civil Engineering	6	76000	26000	58500	90220	40000
Computer Engineering	1	100000	100000	NA	132500	100000
Computer Science	0	107000	80000	NA	97333	93500
Electrical Engineering	4	90000	45000	71000	100300	92250
Engineering Science	0	NA	NA	NA	NA	NA
Industrial Engineering	0	70000	45000	NA	95000	57500
Materials Science & Engineering	2	95000	84000	89500	94233	81600
Mechanical Engineering	2	100000	43400	71700	NA	74563
Nuclear Engineering	4	117000	70000	93500	208000	78200
NURSING	5	87000	46000	65100	NA	NA
SOCIAL WORK	2	68000	57000	62500	85550	NA
VETERINARY MEDICINE	1	60000	60000	60000	NA	NA
INTERCOLLEGIATE	3	83500	50000	66700	NA	NA
Comparative & Experimental Medicine	0	NA	NA	NA	NA	NA
Energy Science & Engineering	3	83500	50000	66700	NA	NA

**Master's Analytics, MACC and MBA numbers were obtained from Haslam College of Business. Different collection methods and data are used for reporting.

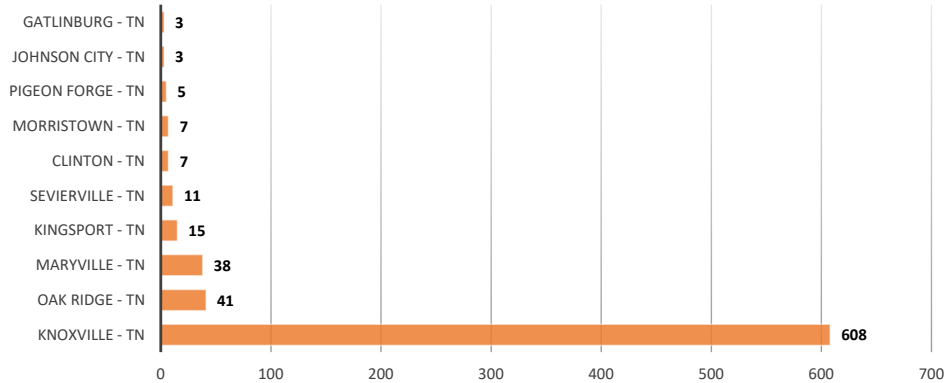
These salary figures represent job offers accepted following graduation. They do not represent salaries for all students who accepted jobs because some students choose not to disclose salary figures. The number reported does not include students going to graduate school, students still seeking employment or part-time employment. All salary data is self-reported by student and/or employer.

First-Destination Information

Geographical Distribution of Full-time Employed Bachelors Graduates 2017-2018

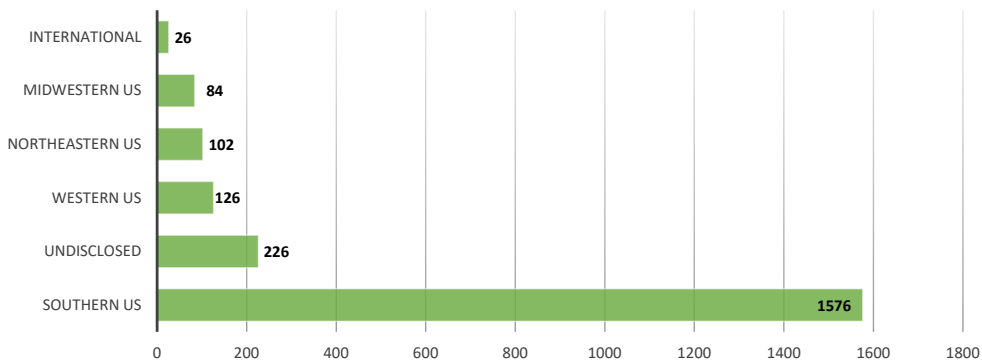
	In-state	In-state %	Out-of-state	Out-of-state %	Undisclosed	Undisclosed %	Grand Total
Herbert College of Agriculture	65	47.4%	41	29.9%	31	22.6%	137
Architecture & Design	25	61.0%	14	34.1%	2	4.9%	41
Arts & Sciences	247	69.0%	67	18.7%	44	12.3%	358
Haslam College of Business	408	57.7%	249	35.2%	50	7.1%	707
Communication & Information	145	67.4%	50	23.3%	20	9.3%	215
Education, Health, & Human Sciences	139	61.0%	61	26.8%	28	12.3%	228
Engineering	176	53.2%	115	34.7%	40	12.1%	331
Nursing	90	85.7%	13	12.4%	2	1.9%	105
Social Work	6	33.3%	3	16.7%	9	50.0%	18
Totals	1301	60.8%	613	28.6%	226	10.6%	2140

Full-time Employment in East Tennessee Reported by 2017-18 Graduates



*34.4% (738 Students) of those employed stayed in the greater Knoxville Area

Geographical Distribution of Full-time Employed 2017-18 Graduates



Region Key:

Northeastern US Region: Connecticut, District of Columbia, Delaware, Maine, Massachusetts, New Hampshire, New Jersey, New York, Pennsylvania, Rhode Island, Vermont.

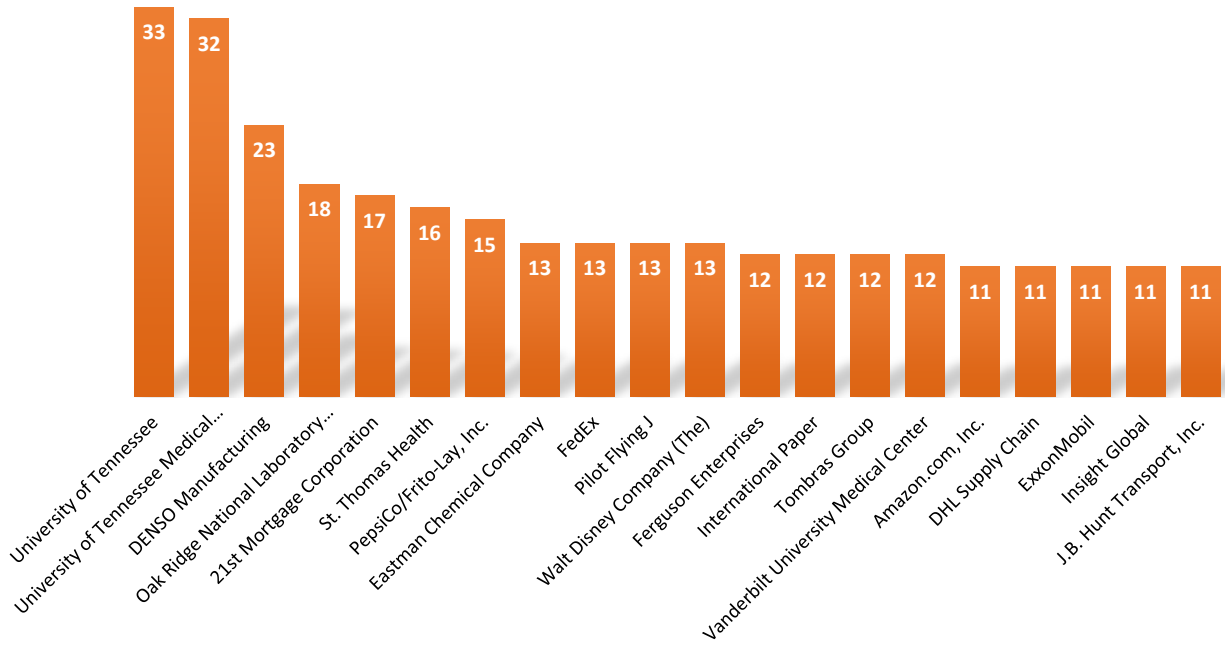
Midwestern US Region: Illinois, Indiana, Iowa, Kansas, Michigan, Minnesota, Missouri, Nebraska, North Dakota, Ohio, Oklahoma, South Dakota, Wisconsin.

Southern US Region: Alabama, Arkansas, Florida, Georgia, Kentucky, Louisiana, Mississippi, North Carolina, South Carolina, Tennessee, Texas, Virginia, West Virginia

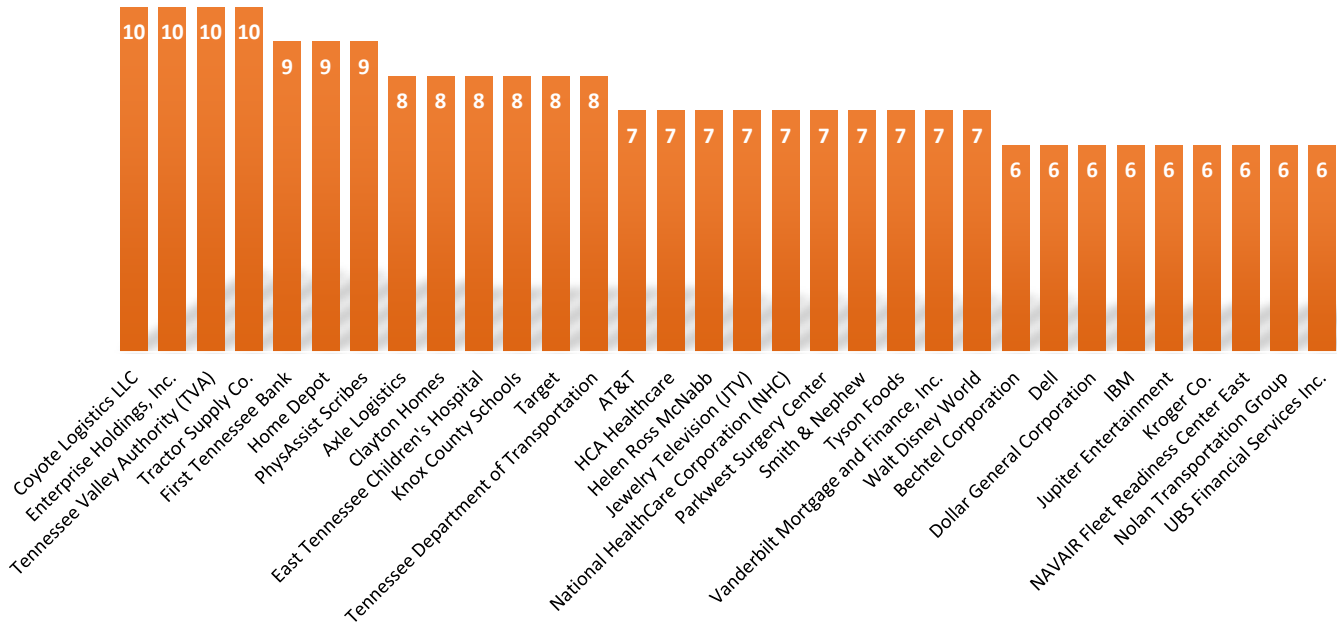
Western US Region: Alaska, Arizona, California, Colorado, Hawaii, Idaho, Montana, Nevada, New Mexico, Oregon, Utah, Washington, Wyoming

Full-time Hires by Organization for 2017-2018 Bachelors Graduates

Top Employers Reporting Full-time Hires



Top Employer Reporting Full-time Hires



All Reported Organizations Hiring Bachelors and Graduate Students 2017-2018

#

1st Franklin Financial Corporation
 21st Mortgage Corporation
 24 Seven
 247 Sports
 2ndVote, Inc.
 3 Rivers Angler
 3rd Group Properties
 5th Med Group
 84.51

A

A Dopo Sourdough Pizza
 A.O. Smith
 A.Wordsmith
 A2B Synchronized Logistics
 ABA Interventions
 ABB Group
 ABC-CA Fund Management Co., Ltd
 ABF Freight
 ABLE
 AC Entertainment
 Acadia Healthcare
 Accenture
 Acceptance Insurance
 Accounting Principals
 Ace Miller Memorial Boxing Tournament
 Activist Artist Management
 Acts Fleet Maintenance Service
 Adam's Cafe
 Adient
 Adiyaman University
 ADP
 ADT LLC
 Advanced Animal Diagnostics
 Advanced Drainage Systems, Inc
 Advertising Agency
 AED Registry.org
 Aegis Sciences Corporation
 Aerotek
 Agon Sport
 Agricultural and Technical University
 Aira
 Airbus
 Airport Authority Metropolitan
 Airport Honda
 Airstrip Analytics
 Airtable
 Aisin Automotive Casting Tennessee, Inc.
 AJ Capital Partners

Ajilon
 Alabama Power Company
 Albany Medical Center
 Alcoa
 ALDI
 Allan Jones Intercollegiate Aquatic Center
 Alley Cat Allies
 Alliance Sport Marketing
 Ally
 Alpha Omicron Pi Fraternity
 ALSAC/St. Jude
 Altar'd State
 Altec
 Altria
 Alumni Hall
 Amazing Bakes Bakery
 Amazon Robotics
 Amazon Web Services
 Amazon.com, Inc.
 AMB Sports + Entertainment
 AMEC Foster Wheeler
 American Airlines
 American Boat Center
 American Eagle Outfitters Inc.
 American Esoteric Laboratories
 American Family Children's Hospital
 American Global Hair Search
 American Job Center
 American Merchandising Specialists
 American Premium Beverage
 Americans for Prosperity Foundation
 AmeriCorps
 Ameriprise Financial
 Amnesty International
 Analysis & Measurement Services Corporation (AMS)
 Anderson Busby
 Anderson County Head Start
 Anderson County School District
 Andrew Johnson Bank
 ANF Architects
 ANG Infotech LLC
 Angela Floyd School for Dance and Music
 Animal Clinic East
 Animal Elements
 Animal Health Clinic
 Anthropologie
 Apex Systems
 Appalachian Trail Conservancy
 Apple Inc.
 Applebees Bar & Grill
 Applied Industrial Technologies

Aramark
 ARAMARK Higher Education
 Arcadis Us Inc.
 Archbishop Moeller High School
 Architecture Firm
 Arconic
 Argonne National Laboratory
 Arizona Equine Medical and Surgical Center
 Arkis Biosciences
 Arnold Air Force Base
 Arnold Engineering Development Complex (AEDC)
 Art Institute of Tennessee (The)
 Arthrex, Inc.
 Artisans of Leisure
 ASD Sky
 Asen marketing and advertising
 Aspiro Wilderness Adventure Therapy
 Asplundh Construction
 Assured Bio Labs
 AT&T
 Athenic Inc.
 Athlete Network, LLC
 Athletes in Action Ministries
 Atlanta Equine Clinic
 Atlanta Hawks
 Atria Assisted Living
 Attack monkey productions
 AtWork Group
 Auburn University
 Auralation Music
 Aussie Kids Golf Academy
 Autism ETC
 Autism Learning Partners
 Auto Owners Insurance
 AutoZone
 Auxiliares de Conversacion
 Avaigen
 Avande
 Avenue Animal Hospital
 Aviagen
 Avison Young
 Axle Logistics

B

B.L. Harbert International, LLC
 B3 Studio
 Bacon & Co.
 BAE Systems
 Bailey International LLC
 Baker Donelson Bearman Caldwell & Berkowitz
 Ball Corporation

Ball Metalpack
Banfield Pet Hospital
Bank of America
Baptist Memorial Hospital
Bardavon Health Innovations
Barfield and Mix Practice
Barge Design Solutions, Inc.
Barge Waggoner Sumner & Cannon, Inc
Barham Cain Mynatt Inc.
Barkawi Management Consultants
Barnabas Vision
Barrette Outdoor Living
Bath & Body Works
Batson Associates, Inc.
Battelle Ecology
Bayer Outdoor Services
BDO
BDP Construction
Beacon Hill Staffing Group
Bechtel Corporation
Bechtel Marine Propulsion Corporation
behindthechair.com
Belk
Bell and Associates
Benefit Communication Inc.
Bennett Thrasher LLP
Berger Peat Moss Ltd.
Berry College
Bethel University
Bethhold Technologies USA, LLC
Beverage Control Inc
Big Brothers Big Sisters of East Tennessee
Big River Steel
Big Slate Media
Big Valley Animal Hospital
Bihrl Applied Research, Inc.
Billabong
BioPet Laboratories
BioPet Labs
Black Forest Academy
Blackberry Farm
Blair E. Batson Children's Hospital
Blount County Schools
Blount Memorial Hospital
Blue Pearl Veterinary Partners
BluePrint Strategy Solutions
Boeing Company
Bon Secours
Bond Events
Bonvera
Booz Allen Hamilton
BorgWarner
Boston Children's Hospital
Boston College Athletics
Boston Government Services, LLC
Boswell's Golf Cars

Bowden Animal Clinic
Bowman Construction Co. Inc
Boy Scouts of America
Boyce Thompson Institute
Boys and Girls Club
BP American
Bradford Catered Events
BrainLab
Brasfield and Gorrie
Brewer Ungram Fuller Architects Inc.
Bridgestone Manufacturing Company
Bridgestone Retail Operations LLC (BSRO)
Bright Eye Consultants
Bristol City Schools
Brittany Reed
Broadmark Real Estate Management III, LLC
Broadway Signs & T-shirts
Brook Landscape
Brookdale University Medical Center
Brooke Developments
Brooks Running
Brookside Properties, Inc.
Brooksource
Brown and Caldwell
Brown University
Brunswick COrporation
BSH Home Appliances Corporation (BSH)
BTC Media
BTM COMPANY, LLC
Buckingham Companies
Buckman Laboratories International, Inc.
Buntin Group
Bureau of economic Analysis
Burke Mental Health
Burlington Emergency & Vet Specialists
Bush Brothers & Co
BWX Technologies, Inc

C

C.H. Robinson
C.W. Matthews Contracting Co.
Cadre 5LLC
CainRashWest Architects, Inc.
California Baptist University
California Polytechnic State University
Calvary Chapel Knoxville
Calvary Logistics
Campbell University
Campos Engineering, Inc
Cannon & Cannon, Inc.
Cape Henry Associates
Cape Sierra Clinic
Capgemini
Capital Brand Consulting, Inc.
Capital Financial Group
Capital One

Cargill
Cargo Transport Inc
Carlstar Group LLC
Carolinas Medical Center
Carouther's Parkway Veterinary Clinic
Carrabas
Carroll by Design
Carson-Newman University
Carvana
Castle & Cook Mortgage
Caterpillar
Caterpillar Financial Services
Cavalry Logistics
Cazzy Corner Grill
C-Board Associates
CDE Dosimetry Services, Inc.
CDI Contractors
CDM Smith
Cellular Sales
Centennial Medical
Center for Disease Control & Prevention
Center for Peace and Sport
Center for Ultra-Wide-Area Resilient Electric Energy
Central Baptist Church
Central City Opera
Central Insurance Companies
Central Intelligence Agency (CIA)
Central Washington University
Century 21
Certilytics
Chapmans Retreat Elementary School
Charleston Battery
Chartwell Financial Group
Chartwell Hospitality LLC
Chattahoochee Nature Center
Chattanooga Recreation
Chelsea Plantation Partnership
Cheyenne River Animal Hospital
CHI Memorial Hospital
Chick-fil-A
Child Focus, Inc.
Childrens Defense Fund
Children's Healthcare of Atlanta
Children's Hospital of Colorado
Children's hospital, Columbus
Chimera Securities
Chipotle Mexican Grill
Choice Spine
Chubb
Church Health Center
Cigna
Cincinnati Community Orchestra
Cintas
Cisco Systems
Citi
City of Chattanooga

City of Knoxville
 City of Knoxville Parks & Recreation
 City of Memphis
 City of Norris
 City of Sevierville
 City View Magazine
 Civil & Environmental Consultants, Inc.
 Civil Site Design Group
 Clarence Brown Theatre
 Clarity Staffing
 Clark's Gym
 Classic Equine
 Clay-Clay Farms
 Clayton Homes
 Clayton Supply
 Cleveland State Community College
 Climate Storage
 Clinch Powell Education Cooperative
 Clinton City Schools
 Clorox Company (The)
 CMY Solutions, LLC
 CNN (Cable News Network)
 Coastal Ridge Real Estate
 Coca-Cola Bottling Company Consolidated
 Cohn & Wolfe
 Collabera Inc.
 College of Central Florida
 College of Charleston
 Colony Hardware
 Colorado State University
 Columbus Regional
 Comdata
 Comfort Group, Inc. (The)
 Comfort Research
 Community FoodBank of Eastern Oklahoma
 Community Health Systems, Inc. (CHS)
 Congressman Chuck Fleischmann
 Congressman Diane Black
 Connel House
 Connico
 Consolidated Nuclear Security, LLC (CNS)
 Constellium Rolling Products
 Constituets of America
 Context Global Inc.
 Conversion Interactive Agency
 Convoy Solutions, LLC
 Cookeville Regional's Outpatient Rehabilitation Center
 Cooper Carry Inc.
 Cooper Steel
 Copper Cellar
 Cordova Medical Clinic
 Corizon
 Cornell College of veterinary medicine
 Cornerstone of Recovery
 Coulter & Justus
 Countryside Animal Hospital

Covenant Counseling
 Covenant Health
 Covenant Transport
 Cowart Consulting Group Inc
 Cox Media Grp
 Coyote Logistics LLC
 CPC Commodoties
 Cracker Barrel Old Country Store, Inc.
 Crane Worldwide Logistics
 Cronin Kia Dealership
 Crop Risk Services
 CrossFit One Valley
 Crosslin & Associates PC
 Crosslin Building Supply, Inc.
 Crossover Touring
 Crowe Horwath LLP
 CRS Data
 Cru Bistro & Wine Bar
 Cruze Farm
 Crye-Leike Blue Skies Real Estate
 Cumberland County Board of Education
 Cummins Inc.
 Cumulus Media
 CUNA Mutual Group
 CURENT Engineering Research Center
 Custom Suit of America
 CVS
 Cygnet Farm Miniature Horses
 Cynthia Stillwell Casting

D
 Darden
 Dartmouth College
 Daugherty Business Solutions
 Dave and Buster's
 David's Bridal
 Davidson College
 Deaf and Hard of Hearing Center
 Decathlon China
 Delaware North
 Delek US Holdings, Inc.
 Delight Women's Ministry
 Dell
 Deloitte
 Delta Gastro Interology
 Delta Global Services
 Denny's Restaurant
 DENSO Manufacturing
 Department of Children's Services
 Department of Health
 Department of Justice
 Department of veteran Affairs
 Dermatology Physicians Group
 DeRoyal
 Designed Conveyor Systems
 DesignSensory

Detroit Tigers
 DHL Supply Chain
 Dial America
 Diamond Construction, Inc.
 Dick Broadcasting Co
 Dickinson College
 Dickson County Schools
 Dickson Medical Association
 Digitas North America
 Dillard's
 Dinsmore & Shohl LLP
 Diocese of Charleston
 Discovery, Inc.
 Dish Network
 Disney Cruise Line
 Disney on Ice
 Diverse Concepts
 Diversified Conveyors Intl.
 Dixiana MC
 Dixon Hughes Goodman
 DLT Solutions
 Dollar General Corporation
 Dollywood
 Dominion Energy
 Domino's
 Domtar Paper Co.
 Dow Chemical Company
 Downtown Digital USA
 Downtown Grill & Brewery
 DPM Care
 Dr. Aleydis Van de Moortel
 DraftKings, Inc
 Drees Homes
 DRM Controls
 Drum Corps International
 DSC Logistics, Inc.
 DSF Coaching
 DSPolitical, LLC
 DST Systems
 Dura-Line
 DVL Seigenthaler
 DynaEnergetics
 Dynetics, Inc.

E
 E & J Gallo Winery
 E3 INNOVATE
 East Tennessee Children's Hospital
 East Tennessee Clinical Research, Inc.
 East Tennessee Historical Society
 East Tennessee Rowing Organization
 East Tennessee State University
 Eastman Chemical Company
 Eastman Credit Union
 Eating Recovery Center
 Eaton Corporation

EB Quickstart
ECA Contracting
Echo Global Logistics
EcoCAR3
Econo Lodge Inn & Suites
ECS Corporate Services, LLC
Edfinancial Services
Edgenet
Edgewell Personal Care
Edinboro University
Educare
Edwin Watts Golf
EF English First
Efficient Power Conversion Corporation (EPC)
Egerton, McAfee, Armistead & Davis, P.C.
Elavon Inc.
Electric Power Research Institute, Inc. (EPRI)
Electrical and Electronic Controls
Element (The)
Elite Diagnostics LLC
Elite Sports Medicine
Elk Valley Truck & Trailer Sales
EmCare, Inc.
Emerald Youth Foundation
Emily Ayers
EMJ Corporation
Emory Healthcare
Emory University
Emory Valley Center
Encompass Digital Media
Engineering Intern
Enrollment First, Inc
EnSafe
Enterprise Holdings, Inc.
Environmental Protection Agency (EPA)
Environmental Solution Group
EPB
Epic Systems Corporation
Equine Sports Medicine and Surgery
Erlanger Health System
Ernst & Young (EY)
Erwin Marine Sales
ESa
Eskola, LLC
ESPN
ETREC
Ettain Group
Eutaw Construction, Inc.
EventNext
Exelon Corporation
Exit Realty King & Assoc.
Express
Express Employment
ExxonMobil

E

Facility Systems Consultants
Fairways & Greens Golf Center
Family First Health
Farm Fresh Produce
Farmer Morgan
Fast Enterprises
Faurecia Clean Mobility
Fayette
Fayetteville Animal Clinic
FedBid, Inc.
Federal Drug Administration (FDA)
Federal Emergency Management Agency
Federal Highway Administration
Federal Judiciary
FedEx
Fellowship Church of Knoxville
Fellowship of Catholic University Students
Ferguson Enterprises
FHC, Inc.
Fire Linguistic
First Horizon National Corporation
First Tennessee Bank
First Words
FirstBank
Fitness Center
Fizz
Flavor Catering & Special
Fleet Readiness Center Southeast (FRCSE)
Fletcher Marketing PR
Flex
Flik Hospitality Group
Flint Firebirds
Flint Group
Florida museum of Natural History
Florida Rock & Tank Lines, Inc.
Florida State University
Focus Health Group
FOCUS Ministries
Focus Treatment Centers
Fontana Regional Library
Food City
Food Sales East
Ford Custom Classic Homes
Ford Motor Credit Company
Forever21
Forrest General Hospital
Forsyth Country Club
Fort Peck Community College
Fort Sanders Fitness Center
Fort Sanders Regional Medical Center
FOTO, Inc
Four Points by Sheraton
Framework Talent
Franklin Lakes Animal Hospital
Frederick County Sherriff's Office
Freeman Webb, Inc.

Fresenius Medical Care North America
Fresh Food Company
Friends Life Community
Frist Art Museum
Fulbright U.S. Student Program
Fulton High School
FYO

G

G&P Masonry
G4S Secure Solutions
Gap Inc.
Garmin International
Garney Construction
Gartner, Inc.
Gatehouse Media, LLC
Gateway Animal Care Group, LC
Gaylord Hotels
GE Healthcare
General Motors
Gensler
Geocontrol Systems
Geodis
Georgia Department of Natural Resources
Georgia Institute of Technology
Georgia Power Company
Georgia-Pacific
Geosyntec Consultants
Geotech Engineering and Testing Inc.
Gerda
Germantown Municipal School District
GetMorePC
Getty Images
Gettysvue Polo, Golf, & Country Club
Giattina Aycock Architecture Studio
Gibeny, Anthony & Flaherty, LLP
Global Solutions
Gloyer-Taylor Labs, LLC
GMA Science & Education Foundation
Golf Club of Tennessee
Good Ole Homes
Goodall Homes
Google
Goulston
Government Services & Associates
Graduate and Executive Education
Grainger Farmers Co-op
Grand Rental Station
Granite Mountain Computer Services
Gray Hunter Stenn LLP
Grayson BMW
Great Schools Partnership
Great Smoky Mountains National Park
Greater Cleveland Sports Commission
Greater Sum Ventures, LLC
Green Key Resources

Green Meadow Country Club
Greenlee Textron
Gresham, Smith and Partners
Ground Floor Inc.
GroupM
GS&F
GSA
Gulf Coast Veterans Health Care System
GWC Logistics
GymTek Academy

H

Hajoca Corporation
Halcon Group (HK) Limited
Ham 'n Goodys
Hamblen Humane Society
Hambric Sports
Hamilton County Department of Education
Hamilton County Regional Planning Agency
Hangar 41
Hankook Tire
Harding University
Harper Automotive Group
Harris Corporation
Harris Media
Harrison Construction Company
Harvard University
Harwood Hospitality
Hastings Architecture Associates
Hatch Show Print
Haven Family Psychiatry
Hayes Pipe Supply
HBO
HCA Healthcare
HCP Concierge
HDR
Head Investment Partners
Health Connect America
Health Trust
HealthStream
HealthTrust
Hearsay Systems
Hearth and Grill Sales, LLC
Hedstrom Design, LLC
Helen Ross McNabb
Hendersonville Medical Center
Henry County
Hepaco
Hereford Dooley Architects
Heritage Healthcare
Hershey Company (The)
HG&A
Hickory Construction
HigherVisibility
Highsmith Animal Hospital
Highway 58 Animal Hospital

HIS Security
Hitachi America, Ltd.
HITT Contracting
Hiwassee College
Hodge Engineering
Hodgkin Douglas
Hofstra University
Hohenwald
HOK
Hollister Incorporated
Holston Valley Medical Center
Holy Cross Hospital
Holy Trinity Montessori School
Home Depot
Homeland Security
Homeland Title Company, LLC
Honda of America Mfg., Inc.
Honda Transmission Manufacturing of America
Hopkinsville-Christian County Public Library
Horizon Pharma
Hospital Corporation of America (HCA)
HospitalCareers.com
Hospitality Services
Houston Baptist University
Houston Texans
Houzz, Inc.
HPSII
HSN
Huber Engineered Woods
Humana
Hume Smith Geddes Green & Simmons Attorneys
Husch Blackwell
Hutchens & Associates
Hyster-Yale Group

I

I.C. Thomasson Associates, Inc.
IBM
IBS Enterprises Inc.
ICON
ICT
Idemia
IDEXX
IDX Trading
IHG
Image 360
Impact Services
Incarnation Church
Independence on Wheels
Indiana Criminal Justice Institute
Indiana University
Information International Associates
Ingenium Professional Services
Ingles Market
Ingram Content Group
Innovative Defense Technologies

Innovative Group
Insight Global
Inspired Closest
Integrated Resources, Inc.
Integrative Rheumatology, PLLC
Intel Corporation
Inteplast Group
Intergy
Internal Revenue Service
International Paper
Interscape Palmer Group
Interstate Warehousing
ioStudio
iServe Residential Lending
Island Hammock Pet Hospital
IT Company (The)
IT Cosmetics
iToolco

J

ITW Dynatec
J. Sidney Alexander
J.B. Hunt Transport, Inc.
J.Crew
J.R. Wauford & Company
Jackson Laboratory (The)
Jackson National Rice
Jackson Square Animal Clinic
Jacobs Engineering and Construction, LLC
Jaipuria Institute of Management
Jamac Logistics LLC
Jamie Ballinger for State Senate
Japanese Exchange and Teaching Program (JET)
Jarrard Phillips Cate & Hancock
JBS USA Holdings, Inc.
JDA Software
Jenny Craig
Jewelry Television (JTV)
Jewish Community Center of Omaha
Jinan University
Jocott Brands, Inc.
John Deere
Johns Hopkins University
Johnson Architecture, Inc.
Johnson City Public Library
Johnson County Medical Examiner
Johnson High School
Johnson Johnson Crabtree Architects
JPMorgan Chase & Co.
JTEKT
JumpCrew
Jumpstart Health and Fitness
Junior Achievement
Jupiter Entertainment

K

K S Ware & Associates
Kansas State University
Karns Middle School
Karolinska Institute
KaTom Restaurant Supply
Katz Moving
KBR, Inc.
Keane Group, Inc.
Keep Knoxville Beautiful
Keith Yates Design
Keller Williams Realty
Kellogg Company
Kelsan
Kelton Global
Kelvon
Kennesaw State University
Keurig Green Mountain
Keyence Corporation
Keystone Foods
Kforce Inc.
Kidney Foundation of Chattanooga
Kimberly-Clark Corporation
Kimley-Horn and Associates
Kindercare Learning Centers
Kindred Healthcare
King Abdulazid Medical City
Kingsport City Schools
Kinnucan's Specialty Outfitters
KIPP Nashville
Kirkland Company
Kitchen Table Marketing & PR
Kitio BAY Hatchery
Kitty Hawks Kites
Knox Brew Tours
Knox County Circuit Court
Knox County Democratic Party
Knox County Health Department
Knox County Public Defender's Office
Knox County Schools
Knox County Sheriff's Office
Knox County Solid Waste
Knox County Stormwater management
Knox County Tennessee
Knoxville Center of the Deaf
Knoxville Entrepreneur Center
Knoxville Family Justice Center
Knoxville Fellows
Knoxville Ice Bears
Knoxville News Sentinel
Knoxville Opera
Knoxville Orthopaedic Clinic (KOC)
Knoxville Regional Veterans Mental Health Council
Knoxville Surgery Center
Knoxville Tickets
Knoxville TVA Employees Credit Union
Knoxville Utilities Board (KUB)

Knoxville-Knox County Community Action Committee
Kohl's Corporate
Korn Ferry
KPMG LLP
Kramer Rasin
Kress Construction
Kroger Co.
Kubota Manufacturer of America

L

LabCorp
Lake Mary Veterinary Clinic
Lakeview Elementary School
Lance Stein Hart
Langrey
LANL
Lawrence Livermore National Laboratory
Layton Construction Co. Inc.
LBMC Information Security
LBMC, PC
Le Bonheur Children's Hospital
LeadAbroad
Lean Six Sigma Consulting
LeasePlan USA
Leconte Medical Center
Lee County Animal Hospital
Leidos
LeMoyné Owen College
Lenoir Rhyne College
Lerus Technology Incorporate
Let it Shine Gymnastics
Lewis, Thomason, King, Frieg & Waldrop
Liberty County High School
Life Works Svcs Inc.
LifeCare Family Services
LifeWay Christian Resources
Little Caesar's Pizza
Liz Williams Photography
Lizard Juice
LizBeth Jewelry
Loch & Key Productions
Locker Room Talk, LLC
Lockheed Martin
Loft Outlet
Logan Aluminum
LogicPlum
Logistics Plus
Lola Boutique
Looney Ricks Kiss
L'Oreal USA
Los Alamos National Laboratory
Los Angeles Rams
Lose & Associates, Inc.
Louisiana-Pacific Corporation
Love Supreme Design, LLC
Lowcountry Women's Specialists

Lowe's Companies, Inc.
Lucen Blockmaster Accelerator
Lulu Lemon
Lurie Children's Hospital of Chicago
Lutron
Lyft

M

M1 Finance
Madison Square Garden Company (The)
Magnolia Woods
Magnum Venus Products (MVP)
Maharishi University of Management
MAHLE Aftermarket
MAHLE North America
Malibu Boats
Management Solutions, LLC
Manchester Community Music School
Manhattan Associates
Manier & Herod
Manly D's Kochalski
Mannon Speciality Foods, Inc.
Maple Hall
MarkWest Energy Partners, L.P.
Marriott
Marriott International
Mars Petcare
Mars Wrigley Confectionery
Marsha Blackburn for U.S. Senate
Marten Transport Ltd.
Martin Brower
Marvin Windows and Doors
Maryville Anesthesiology PC
Maryville Christian School
Maryville College
Massachusetts College of Liberal Arts
Massive Dynamics, LLC
Master Service Companies
MasterCraft Boats, Inc
Materials and Chem Lab
Maude's Garden & Coffee
MB Financial Bank
McCord Government Relations, LLC
McCormick & Company
McGehee Clinic for Animals P.C.
McGill Associates
McKesson Corporation
McMinn County Board of Education
MedForms
Medical Guardian
Medical Metrics, Inc.
Medical Necessity
Medix
Memorial Herman Hospital
Memphis Grizzlies
Memphis Teacher Residency

Mercer University
Mesa Associates, Inc.
Meteoritt AS
Methodist Healthcare
Meton Hill Media
Metro Nashville Public Schools
Mexico Middle School
MHB Architects
Miami Dolphins
Miami University
Micah Children's Academy
Michigan Manufacturing International
Michigan State University
Michigan Technological University
Microsoft
Mid-Atlantic Permantente Medical Group PC
Middle Tennessee State University
Middlesboro Inn
Midway Rehabilitation
Midwest Communications
Millennium Engineering and Integration Compny
Milligan College
Milliken & Company
Millstone and Weir, CPA
Mimeo.com
Mitsubishi Chemical Ionic Solutions, Inc.
Molina Healthcare, Inc.
Mondelez International Inc.
Mondi Group
Monsanto Company
Montana State University
Montgomery County Community College
Montgomery County Schools
Montreat College
Monumental Sports & Entertainment
Moody Whitfield & Castellarin
MooveGuru
Morco Geological Services
Morgan Stanley
Morris Creative Group
Mortgage Investors Group
Mountain Motor Sports
MP Media and Promotions
MP&F Strategic Communication
MPI/ORNL
MRI Software
MSTSD, Inc.
Mudter & Patterson
Mueller Industries
Mullins, LLC
Murfreesboro City Schools
Murphy Hopkins Company
Murphy's Save-Mor Pharmacy
Music for All, Inc.
My Pets Animal Hospital

N

NAIA
Nanny
Naples Italian Restaurant
Nashville Business Journal
Nashville Veterinary Specialist
National Ability Center
National Aerospace Solutions
National Air and Space Intelligence Center
National Energy Technology Laboratory (NETL)
National Fitness Center
National Health Service
National HealthCare Corporation (NHC)
National Institute of Food and Agriculture
National Institutes of Health
National Nuclear Security Administration
National Renewable Energy Laboratory
Nationwide Children's Hospital
Nationwide Mutual Insurance Company
Natural Roots Landscape & Design
NAVAIR Fleet Readiness Center East
NavigatorMD, Inc.
naviHealth
NBCUniversal
NCSU
NECC Key Autism Services
Nemours Alfred I. duPont Hospital for Children
Nephron Pharmaceuticals Corporation
New Hanover Regional Medical Center
New Honor Society
New Mexico State University
New Western Acquisitions
New York Life Insurance Company
Nexstar Media Group
NFL
Nissan North America
Nolan Transportation Group
Nordstrom
Norfolk Naval Shipyard
Norfolk Southern
Norris Academy
NC Agricultural & Technical State University
North Carolina State University
North Carolina Wildlife Resources Commission
North Wind Group
North Wind Solutions
Northrop Grumman
Northside Hospital
Northwestern Mutual
NREL
NREL/SLAC
Nuclear Fuel Services
NYISO

O

Oak Ridge Associated Universities (ORAU)
Oak Ridge Institute for Science and Education
Oak Ridge National Laboratory (ORNL)
Oak Ridge Rowing Association
Oakland High School
OakPoint Real Estate
Ober Gatlinburg
Oceaneering International, Inc.
O'Charley's
Office Depot
OfficeTeam
Ogle, Elrod & Baril, PLLC
Ogletree Deakins
Ohio Intermodal Services
Ohio University
OHM Advisors
Oklahoma State University
Old Dominion Freight Line
Old Navy
Olin Corporation
Oliver Springs High School
Omatic Software
Omega Plastics, LLC
Omni Community Health
Omni Eye Services
Omni Nashville Hotel
OmniVisions
On-Belay Medical
O'Neil Digital Solutions
Ooltewah High School
Opera Solutions, LLC
Optum
Orangetheory Fitness
O'Reilly Auto
Orgill, Inc.
Orlando City Soccer Club
ORNL
Ortho Tennessee
OrthoSport + Spine Physical Therapy
OSIsoft
OSRAM
OTICS USA
Otis Elevator Co.
Outliers Advantage
Outreach Diagnostics Clinic
Oxford College of Emory University
Oz Architecture

P

P&S Transportation
Pace University
Panera Bread
Pape-Dawson Engineers Inc.
Paradym Studio
Paragon 28
Paragon Energy Solutions

Park Service
Parker Hannifin Corporation
PARKS
Parkwest Surgery Center
Parris Manufacturing Co
Parsons Corporation
Parsons Engineering, Inc.
partners for Family & Children
Paschal Farm
Past & Presents
PathGroup, Inc.
Patrick Trailer Sales
Pattern r+d
PBG Builders
PCA Southeast
Peachtree Golf Club
Peak Campus
Pediatric Anesthesia Associates
Peer Dental
Pellissippi State Community College
Peninsula Hospital
Pennsylvania State University
Penske Logistics
Penski Truck Racing
PepsiCo
PepsiCo/Frito-Lay, Inc.
Perdue Agribusiness Incorporated
Perdue Foods
PerfectServe
Pershing Yoakley & Associates, P.C. (PYA)
Pesta, Finnie & Associates
PetSmart Inc.
PGA Tour
Phil Bredesen Campaign
Phillips
Phillips Health Care
Phoenix Sons
PhysAssist Scribes
Physician Scribes
Pictsweet Company (The)
Piedmont Land Development, Inc.
Pilgrim's Pride
Pilot Flying J
Pine Cove Christian Camp
Pinnacle Agriculture
Pinnacle Living
Pisanick Partners, LLC
Plated
Platinum Companies
PMI BioPharma Solutions LLC
PN Bank
PNC Bank
Polaris Industries
Polsinelli PC
Polyone
Pontifical Catholic University of Puerto Rico

PopFizz Productions
Portia Sales
Postively Living
Postmates
Powell High School
Pratt Aycock
Premise Health
Presbyterian for Campus Ministries
PricewaterhouseCoopers (PwC)
Primerica
Prince William County Schools
Priority Nutrition Care
Pristine Photography
Pro Rent A Car
Pro Therapy Services of East Tennessee
Pro2Serve
Procter & Gamble
Progress Bank
Progressive Martial Arts Academy
PROMPT Physical Therapy
Protomet Corporation
Provectus Biopharmaceuticals
Providence Animal Hospital
Providence Commercial Real Estate
ProviderTrust
Provision Therapy Center
Prysmian Group
PS Logistics
PSC Metals
Publix
Pugh CPAs
PulteGroup, Inc.
Pure Strategies
Purity
Put A Ring On It Events
PYA Analytics
PYA Waltman Capital

Q

Quality Manufacturing Systems, Inc.
Quillen Marketing

R

R2R Studio
Radio Systems Corporation
Rainbow King Lodge
Raintree Terrace Assisted Living
Ramsey Solutions
Raymond James Financial, Inc.
Rayonier Advanced Materials
Raytheon Missile Systems Company
Reader Chevrolet
Realty Executives
Redi Shade
Regal Entertainment Group
Regional Economic Models, Inc.

Regional Health Center
Regions Bank
REI, Inc
Reinhart Foodservice
Republic Airline, Inc.
Republic Plastics
Rescue App
Resolute Forest Products
Resort Properties Management
Resumes by Sally Dixon
Revere Capital, LLC
REZ-1
Rhodes College
Riceville Elementary
Rich's
Rightway
Rimkus Consulting Group, Inc.
Rio Revolution
Ritz-Carlton
Riverwood Mansion
RIVR Media
RJ Young
RJH Consultants, Inc.
RK&K Engineering Group, Inc.
Roane State Community College
Robert Campbell Associates
Roberts Psychotherapist
Robins & Morton
Rockwood Electric Utility
Rocky Mountain Biological Laboratory
Rollins, Inc.
Rolls-Royce
Rood & Riddle Equine Hospital
Root Animal Clinic
Rosenthal Retirement Planning
Ross Bryan Associates
RSI EnTech, LLC
Rummel Klepper & Kahl, LLP
Rusty Wallace Chevrolet
Rutherford County Library System

S

S & M Construction
S. C. Johnson & Son
SABIC
Sacred Heart Cathedral Preschool
SAGE Millimeter, Inc.
Saginaw Valley State University
SAIC
Saks Fifth Avenue
Salk Institute
Samford University
Samsung Electronics
Samsung Semiconductor, Inc.
Sander's Flying Service, LLC
Sandia Nation Laboratory

Sandia National Laboratories
Sanford Health
Sanofi
Sargent & Lundy
Saudi Commission for Health Specialities
Scapa Healthcare
Schlumberger
Schneider Electric
Scribe America
Scripps
Sea Ray
Sealtech
Seattle Police Department
Second Harvest Food Bank
Second Mile Marketing
Secret City Jeep
Security & Freedom Partners Inc
Security Service Network
Select Hospitality Sports
Select Speciality Hospital
Self Employed
Senator Bob Corker
Sephora
Sequatchie Concrete Service, Inc.
Sequoyah High School
Sertoma Center
Service Master
Service One, Inc.
ServiceSource
SETI Institute
Sevier Blumen
Sevier County Bank
Sevier County Trustee Office
Sevier Heights Baptist Church
Sexual Assault Center of East Tennessee
Shanandoah University
Shaw Industries
Shelter Harbor Golf Club
Shelton Communications Group
Sheraton
Sherman & Reilly Inc.
Sherwin-Williams
Shinnecock Hills Golf Club
Shoemaker Financial
Shops by Todd, Inc.
Shular Hospitality
SICK
Siemens
Siemens Molecular Imaging
Siren PR, LLC
SiriusXM
SK Ballard
Ski/Scuba Center Inc.
Skidmore, Owings & Merrill
SL America
Slamdot

Small Bear Technical Consulting, LLC
Smell Bar
SMG Knoxville
Smith & Nephew
Smith Gee Studio
Smoky Mountain H2O Sports
Smoky Mountain Harley Davidson
Snider Electric
Soccer Taco
Solitude Lake Management
Sonoco Products Company
South, Inc.
SouthEast Bank
Southeast Expansion
Southeast Oral and Maxillofacial Surgery
Southeast Spine and Pain Associates
Southeast University
Southeastern Manufacturing Enterprise Inc.
Southern Air
Southern Alliance for Clean Energy
Southern Champion Tray
Southern Company
Southern First Bank
Southern Hills Hospital
Southern Nuclear Operating Company, Inc.
Southern Veterinary Center
Southland Cotton
Southland Properties, LLC
Southwest Airlines
Southwest Research Institute
Space and Naval Warfare Systems Command
SpareTime Entertainment
Spartanburg Medical Center
SPAWAR
Specialists in Pain Management
Sports Physio Ireland
Spot
Springfield High School
Sprint
Sprouts Farmer's Market
SR Communications
St. bethlehem Animal Clinic
St. Dand's School
St. Francis Hospital
St. George Independent School
St. Louis Lambert International Airport
St. Luke's Health System
St. Thomas Health
St. Thomas Rutherford Hospital
StaffConnect
StaffSource
Standard Chartered Bank
Stanley's Greenhouse
Staples
State Farm Insurance
State of Colorado

State of Tennessee
State of Tennessee Department of Education
Steam Logistics
Steamboat Transportation
Stepan Company
Stephen F. Austin State University
Stephen Gould Corporation
StewMac
Stone Mountain Technologies, Inc.
Storyhaus Media
Stovall Medical Marketing
Stowers Machinery
Strata-G
Strategic Healthcare Partners
Structural Design Group INC.
Student Athlete Advisory Committee
Student Conservation Association
Studio Four Design, Inc.
Studios Architecture
Sumner Regional Health Systems
Sunlight Financial
Sunriver Resort
Sunshine Industries
SunTrust Banks, Inc.
Super 8
Super Shine Express
Sureway
Surgical Equipment People (The)
SweetWater Brewing Co.
Syngenta Seed
Synovus Financial Corp.
Syntiant Corporation
Syracuse University
System & Technological Research
Syus

I

T.C. Thompson Children's Hospital
T.J. Maxx
Taco Mamacita
Tag Resources
Takara Bio
Takt On Demand Home Services
Talbots
Target
Tau Beta Pi Associates
Tavistock Country Club
Teach for America
Teachers Tutoring Service
Team Health, Inc
TECH USA
Techmer PM
TechRow
Techronic Industries (TTI)
Tegna
TEKsystems

Teledyne Advanced Electronic Solutions
 Teledyne Brown Engineering
 Tellico Bay Animal Hospital
 TennCare
 Tennessee Aquarium
 Tennessee Association of Chief of Police
 Tennessee Attorney General's Office
 Tennessee Cattlemen's Association
 Tennessee Court of Appeals
 Tennessee Department of Economic and Community Development
 Tennessee Department of Human Services
 Tennessee Department of Revenue
 Tennessee Department of Transportation
 Tennessee Department of Treasury
 Tennessee Farm Bureau Federation
 Tennessee Farmers Cooperative
 Tennessee General Assembly
 Tennessee Orthopaedic Clinic (TOC)
 Tennessee RiverPlace
 Tennessee School for the Deaf (TSD)
 Tennessee Secretary of State
 Tennessee Senator
 Tennessee Smokies
 Tennessee State Bank
 Tennessee State Legislature
 Tennessee State Library and Archives
 Tennessee State Parks
 Tennessee Stream Mitigation Program
 Tennessee Technological University
 Tennessee Technology Center
 Tennessee Titans
 Tennessee Title Service
 Tennessee Valley Authority (TVA)
 Tennessee Valley Construction
 Tennova Healthcare
 Tetra Pak
 Texas A&M University
 Texas Children's Hospital
 Texas Department of Transportation
 Texas Instruments
 Textron Aviation
 Textron, Inc.
 The Arc Knox County
 The Bed Store
 The Beef Jerky Outlet Franchise, Inc.
 The Busch Law Firm
 The Creative Group
 The Daily Beacon - UTK
 The Daughters School
 The Dive Shop
 The Farm at Natchez Trace
 The Ford Plantation
 The Janssen Pharmaceutical Companies
 The King's Academy
 The Kirkland Company
 The Next Door, Inc.
 The Pet Hospitals
 The Phoenix Pharmacy and Soda Fountain
 The Swain Event
 The Topps Company, Inc.
 Thomas & Company
 Thrive Lonsdale
 Thyssenkrupp
 Tift Regional Health System
 Tim Burchett Congressional Campaign
 Time for Care
 Tippmann Group
 Tist Regional Health System
 Titan Implement
 TJX Companies, Inc.
 TLA Worldwide
 TM Partners
 TN Department of Finance and Administration
 TN division of Forestry
 TnAchieves
 Tom James Company
 Tombras Group
 Top Jump Trampoline Park
 Topgolf
 Total Plastics International
 Total Quality Logistics
 Total Transportation of MS LLC
 Total Wine and More
 Town & Country Animal Hospital
 Town of Farragut
 Towson University
 Toyota Knoxville
 Toyota Tsusho America Inc
 TractManager, Inc
 Tractor Supply Co.
 Trademark Licensing Department
 Training Edge
 Trane
 TransRisk
 TransSolutions, LLC
 Travelers Insurance
 Travelosity
 Tree of Knowledge Learning
 Tri Star Sports and Entertainment
 Tribal Historic Preservation Office
 Trident Transport
 Tristar Centennial Women & Children's Hospital
 Tristar Distributing LLC
 TRU Waste Processing Center (TWPC)
 Tru-D SmartUVC
 Trulite
 Truss Link, Inc.
 TrustPoint Hospital
 TT1
 Turner & Townsend
 Turner Broadcasting System, Inc.
 Tusculwilla Animal Hospital
 Tyson Foods

U
 U S Government United States Court Of Appeals Ele
 U.S. Army
 U.S. Department of Defense
 U.S. Department of Energy
 U.S. Department of Transportation
 U.S. Fish & Wildlife Services
 U.S. Government
 U.S. House of Representatives
 U.S. National Park Service
 U.S. Pharmaceutical Corporation
 U.S. Senate
 U.S. Smokeless Tobacco
 U.S. Xpress Enterprises, Inc.
 Uber
 UBS Financial Services Inc.
 UCLA Health
 Uday Vaidya
 UHaul
 UHS
 Uinta Veterinary Hospital
 Ulta Beauty, Inc.
 Unidem Disability Insurance
 Unified
 Uniform Color Company
 Union Hill Veterinary Hospital
 Unipres North America
 United DMS (UDMS)
 United Launch Alliance
 United Methodist Church
 United Parcel Service (UPS)
 United States Air Force
 United States Army Veterinary Corps
 United States Department of Defense
 United States Senate
 United States Special Operations
 United Technologies
 United Way
 United Way of Greater Knoxville
 Univar
 Universidad de Ciencias
 University of Arkansas
 University of Calgary
 University of California
 University of Denver
 University of Evansville
 University of Florida
 University of Florida Athletics
 University of Georgia
 University of Hartford
 University of Illinois
 University of Lincoln, UK
 University of Maryland
 University of Memphis

University of Michigan
University of Missouri
University of North Texas
University of Oklahoma
University of Oregon
University of Pittsburgh
University of San Carlos
University of South Florida
University of Tennessee
University of Tennessee Athletics
University of Tennessee Conference Center
University of Tennessee Extension
University of Tennessee Health Science Center
University of Tennessee Medical Center
University of Texas at Dallas (The)
University of Texas of the Permian Basin
University of Texas Rio Grande Valley
University of Wyoming
Unum
Upstate SC Alliance
Uptown Bar & Grill
Uptycs, Inc.
URS Corporation
US Foods
USA Softball
UT-Battelle
UTC Aerospace Systems
UTIA

V

VACO
Vacuum Technology Inc.
Vale Veterinary Hospital
Valvoline
Vanderbilt Children's Hospital
Vanderbilt Legends Club
Vanderbilt Mortgage and Finance, Inc.
Vanderbilt University
Vanderbilt University Medical Center
Vanguard Group (The)
Varsity Spirit
Vaughn & Melton C.E.
VCA Valley Animal Hospital and Emergency Center
Vera Bradley
Vergi 24/7
Veritiv
Verity
Vertiv Co.
VFL Films
Vienna Coffee Company, LLC
Virginia Department of Transportation
Virginia State Police

Virginia-Maryland College
of Veterinary Medicine
VMG Health
VMLY&R
Vol Network
Volkert, Inc.
Volkswagen Group of America
Volshop
Volunteer Ministry Center
Volunteer Vet Hospital
Volunteers for Christ
Vorhees College
Vortex Analyst
Vulcon Material

W

W + R Studios
Wacker Chemical
Wake Forest Baptist Medical Center
Wake Forest University
Walgreens
Walmart
Walnut Grove Middle School
Walt Disney Company (The)
Walt Disney World
Warner Music Group (WMG)
Washburn University
WATE-TV
Watkins Uiberall, PLLC
Waviks, Inc.
WBIR-TV
WCJB TV20 News
WDKN
Wellmont Health System
Wells Fargo Advisors
Werner Enterprises
West Knox Utility District
West View Elementary
West, Lane & Schlager Realty Advisors
Western Express
Western Governors University
Western Michigan University
Westhaven Golf Club
Westhouse Country Club
Whiprow Limit
Whirlpool Corporation
Whiting Turner Corporation
Wild Ginger Restaurant
Wiley Education Services
Williams & Associates
Williamson County Parks
and Recreation
Williamson County Schools

Windrock Inc.
Wise, Carter, Child, & Caraway, P.A.
WJHL News Channel 11
WKGN-TV
Wonderlich Veterinary Services
Wood Environment & Infrastructure Solutions
Woodside Ranch
Workout Anytime
World 50, Inc
WPST Radio Station
WRS Commercial Real Estate
WS Packaging Group, Inc.
WSP USA
WTVC NewsChannel 9
WTVF NewsChannel 5
WWBT-TV
Wyndham Destinations

X

XPO Logistics
Xtra Lease
Xuehao

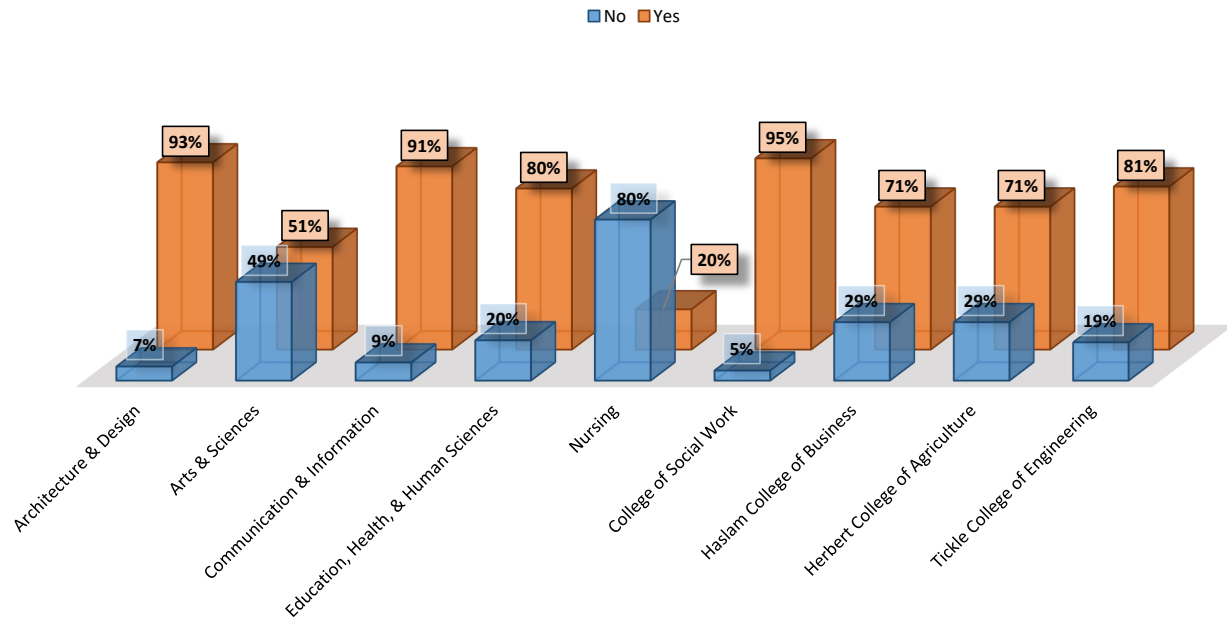
Y

Y-12 National Security Complex
Yale New Haven Hospital
Yamaha Motor Corporation
Yates Construction
Ye Olde Steakhouse
Yee-Haw Brewing
Yellowstone Energy
Yenona Technology Company Ltd.
YES! Communities
YETI Coolers
YMCA
YMCA-Pikes Peak
Young and Rubicam
Young Consulting
Young Life
Youth Villages
YP Supplier LLC aka Mr. Stacky
YWCA

Z

Z18 Engineering
Zavels Family Farms
Zee Company
Zeta Tau Alpha
Zillow Group
Zone Swimwear
Zoo Knoxville
Zyscovich Architects

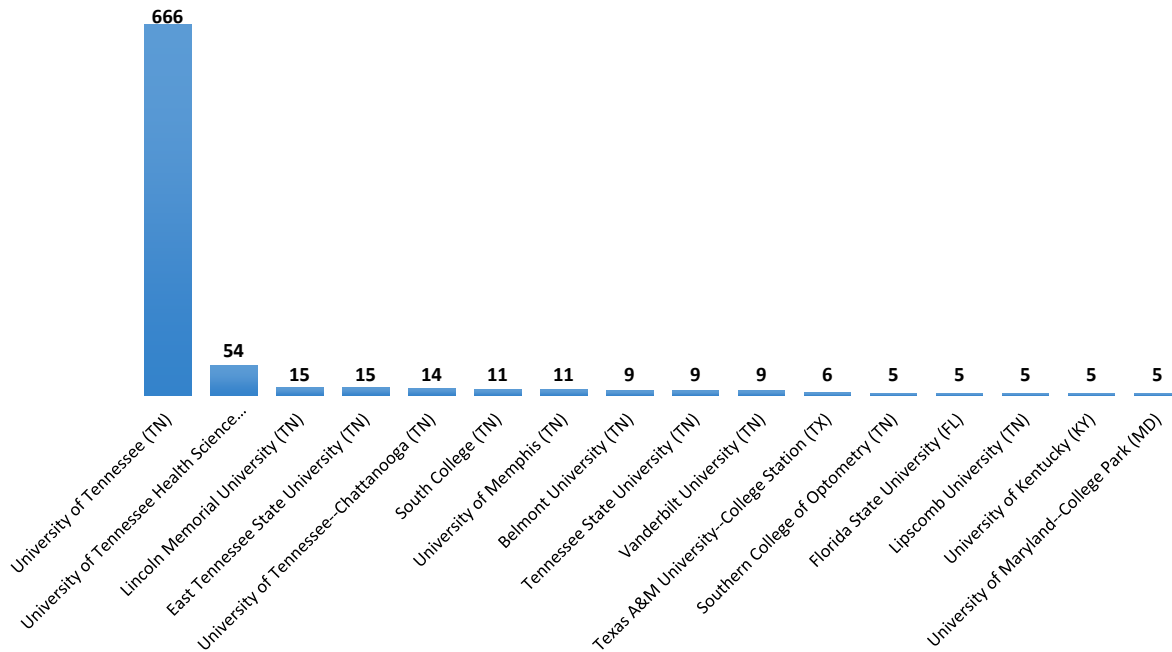
Internships Reported by 2017-2018 Graduating Bachelors



****This was not a required question on the outcomes survey.***

Within the career outcomes survey, students are asked, "Did you complete an internship, co-op, field placement or similar experience?" Of the 3773 students that answered, 73% (2756) reported they did while 27% (1017) reported they did not.

Top 15 Graduate and Professional Schools

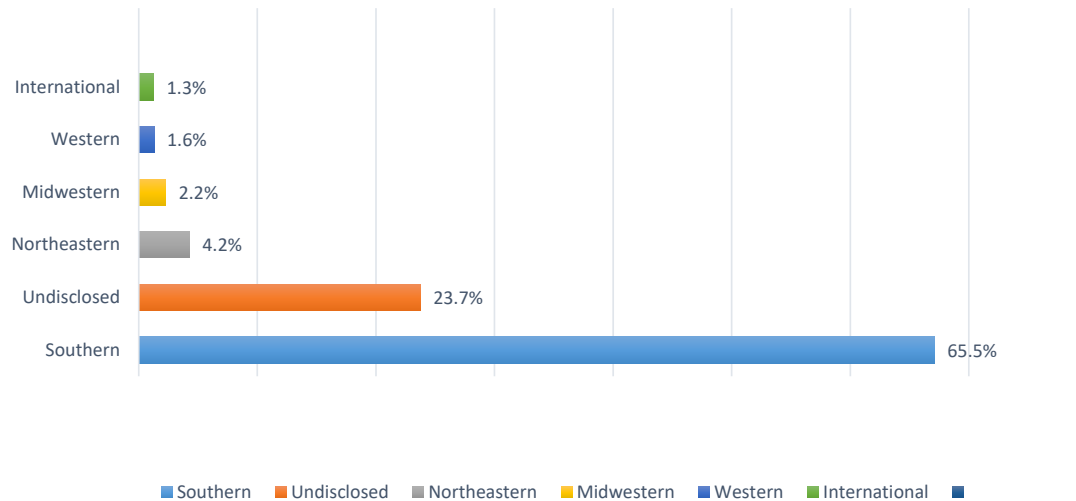


Total Schools: 162 graduate and professional schools were reported by 1099 students.

Additionally, the following graduate and professional schools had 3-4 students report continuing education in one of their programs:

- Middle Tennessee State University (TN)
- New York University (NY)
- Union University (TN)
- University of California--Berkeley (CA)
- University of South Carolina (SC)
- University of Virginia (VA)
- Virginia Tech (VA)
- Wake Forest University (NC)
- Washington University in St. Louis (MO)

Location of Graduate and Professional Programs



Notes:

Total : 821 Students (75%) - of the 1099 continuing education outcomes- reported the university and location of where they would be continuing their education.

Southern US: 616 student (90%) - of the 681 continuing education in the southern US - reported doing so in the state of Tennessee and 445 (72%) at the University of Tennessee, Knoxville.

International: Countries include Canada, Germany, United Kingdom, Ireland, China, Australia, Saint Kitts, Grenada, and Anguilla.

Region Key:

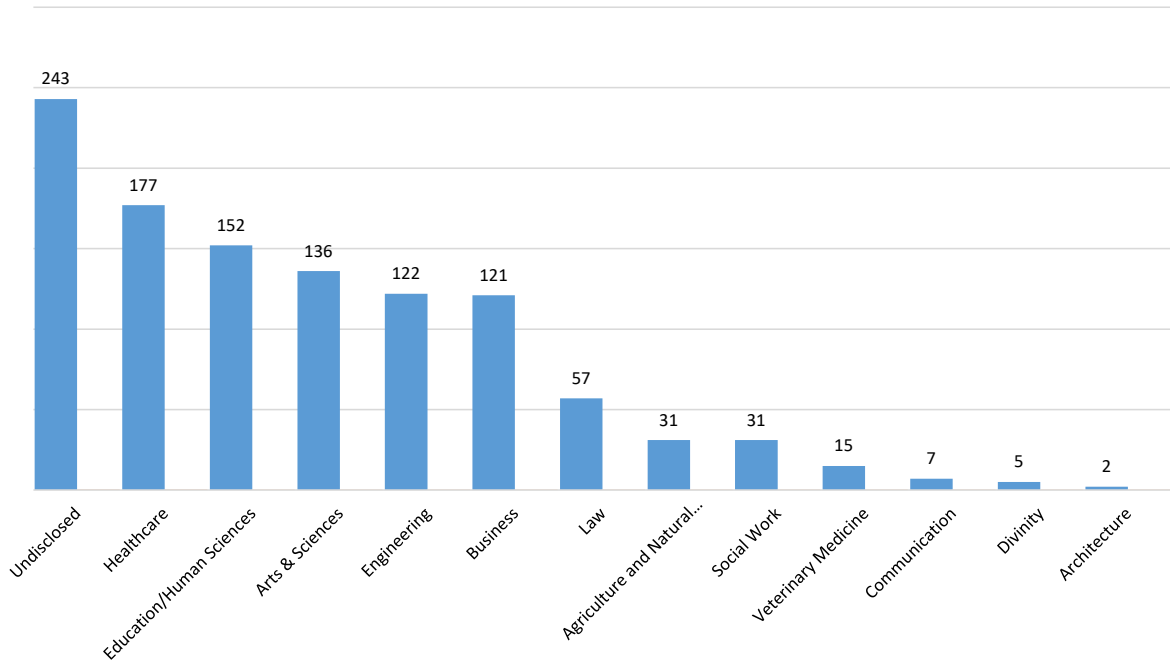
Northeastern US Region: Connecticut, District of Columbia, Delaware, Maine, Maryland, Massachusetts, New Hampshire, New Jersey, New York, Pennsylvania, Rhode Island, Vermont.

Midwestern US Region: Illinois, Indiana, Iowa, Kansas, Michigan, Minnesota, Missouri, Nebraska, North Dakota, Ohio, Oklahoma, South Dakota, Wisconsin.

Southern US Region: Alabama, Arkansas, Florida, Georgia, Kentucky, Louisiana, Mississippi, North Carolina, South Carolina, Tennessee, Texas, Virginia, West Virginia.

Western US Region: Alaska, Arizona, California, Colorado, Hawaii, Idaho, Montana, Nevada, New Mexico, Oregon, Utah, Washington, Wyoming.

Graduate and Professional Programs of Study



Notes:

Healthcare includes Medical, Dental, Physical Therapy, Optometry, Audiology/Speech Pathology, Nursing, Public Health, Mental Health (excluding clinical Social Work and School counseling/psychology) and various other Allied Health programs

Education/Human Sciences includes K-12, Higher Education, Child and Family Studies, School Counseling/Psychology, Nutrition, Exercise, Sports/Athletics, Retail, and Hospitality