



THE UNIVERSITY OF
TENNESSEE
KNOXVILLE

CENTER FOR
CAREER DEVELOPMENT

ANNUAL REPORT

2015-2016

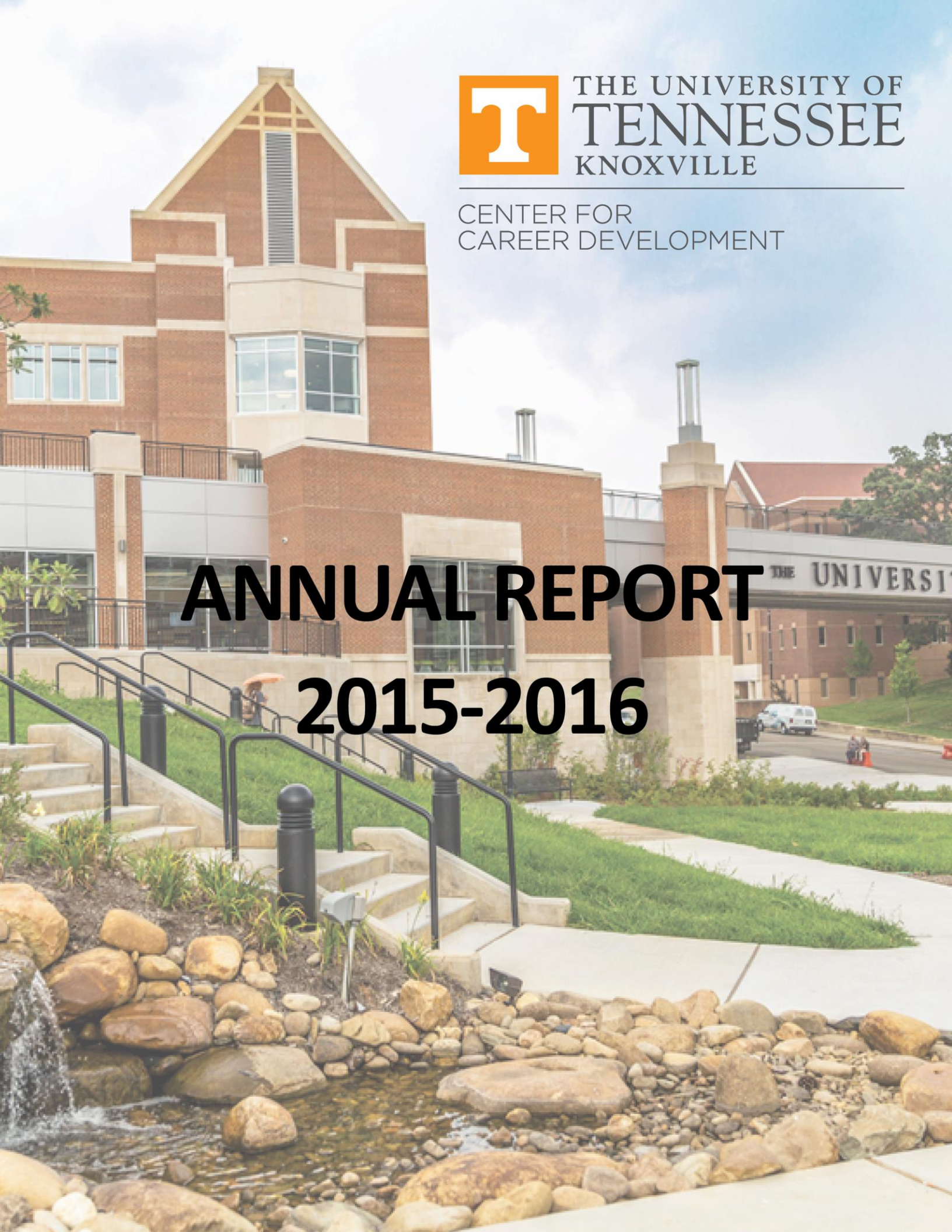


Table of Contents

Executive Summary

Center for Career Development Annual Report Executive Summary 3-4

First-Destination Information

First-Destination Survey 5-13

Internships..... 14

Full-Time Salaries Accepted by 2015-2016 Graduates..... 15-20

Geographical Distribution of Full-time Employed Graduates 2015-2016..... 21

Full-time Hires by Organization for 2015-2016 Graduates..... 22

Employer Engagements and Career Fairs

Reported Hires by Organization 23-27

Organizations Hiring 2015-2016 Graduates 28-67

Employers Recruiting on Campus..... 68-71

Interviewing Report..... 72-76

Job Fair Statistics..... 77

Student Engagements

Office-Wide Student Interactions..... 78-79

Student Interactions by Classification Demographics..... 80-81

Student Interactions by College Demographics 82-84

Student Interactions by Race/Ethnicity/Gender Demographics 85-86

Center for Career Development Annual Report Executive Summary Summer 2015 – Spring 2016

This year was one of the most exciting and significant ones in the history of the department as it experienced the relocation to the Student Union. On July 1, 2016, the department officially changed its name from Career Services to the Center for Career Development placing the emphasis on the professional development of students during their time at UT. In order to capitalize on the new location in the Student Union, a branding campaign was launched with the assistance of Creative Communication. The tagline, “You’re Here. Where Are You Going?” was utilized in several marketing campaigns and promotions. Through a series of Open Houses and a new Welcome Week event, the CCD made great effort to spread its message to the campus community.

Staff Changes

In January 2016, Stephanie Kit assumed the position of Director after serving in the interim role for a period of time. Several new employees joined the CCD staff including: Katherine Evans, Assistant Director of Employer Relations (a repurposed position); Kertesha Riley, STEM Consultant; Leslie Poynter, Communication and Information/Arts and Sciences Consultant; Misha Cooper, Haslam College of Business Consultant. Graduate Assistant Tatiana Leavitt accepted the full-time role of Coordinator for Disability, Diversity and Veterans Initiatives after Bryan Hilbert’s departure.

First Destination Data Collection

In August, the CCD began utilizing 12Twenty, a student outcomes reporting platform and database. While there were some delays in start-up and challenges with the survey, the potential for improved reporting and data access for our constituents is tremendous.

The center continued to follow First Destination Survey guidelines set forth by the National Association of Colleges and Employers (NACE) and participated in NACE’s second annual data collection. Staff collected data on graduates through a number of means including: emails, phone calls, information collected by academic departments, and social media outlets, e.g., LinkedIn. Staff also participated in graduating student focused events such as Senior Salute and offered t-shirts in exchange for survey completion. Increased efforts were made to partner with academic colleges to have them help with data collection. Alumni Affairs also helped by send the survey to new alumni.

Of graduating bachelor’s students, our overall knowledge rate is 61% ranging from a high knowledge rate of 90% for the College of Engineering to 43% for the College of Arts & Sciences. This responsibility remains one of the most challenging for the staff.

Student Contact

Thousands of students engaged with the Center for Career Development through individual student appointments, job fairs, on-campus interviews, workshops, events and completed profiles in Hire-A-VOL. Total in-person interactions were 20,907 touching 10,175 unique users. These users are well-represented across race, sex and college affiliation. When Hire-A-VOL utilization is included, the CCD had 16,376 recorded unique users, up by 60% from last year. Some of this gain is due to increased record-keeping of students attending CCD class presentations, a population that was previously uncounted. Approximately 1,000 of users are alumni. Details on one-on-one appointments and student participation in job fairs and programming are found later in this report.

Employer Contact

Approximately 650 unique employers visited the University of Tennessee, Knoxville through events arranged by the CCD including: job fairs, on-campus recruiting, and information sessions. Additionally, employers posted thousands of positions, part-time, internship, and full-time, in the Hire-a-VOL system. The office increased efforts to engage employers in educational programs to assist students’ career development such as networking events, job fair preparation, and resume critiques. A number of employers supported the department financially by sponsoring programs such as 30 Days Until Graduation and dining etiquette dinners. With the addition of an Assistant Director for

Employer Relations, more emphasis was placed on out-reach to employers and networking with Knoxville and TN employers to increase opportunities for students.

Department Highlights

- In an effort to give students more timely access to career assistance, the Peer Career Advisors (PCAs) expanded the services offered during Walk-In Hours. They also increased hours by including Walk-In Wednesdays from 9:00am-4:00pm each week. This expansion led to a 25% increase in walk-in contacts to 1,577 students. The paraprofessionals conducted 87 mock interviews, and they represented the center at 44 external events including career development presentations, admissions and orientation sessions. Additionally, they held satellite hours at the Frieson Black Cultural Center in fall and spring semesters. The PCAs continue to expand the CCD's reach across campus in a cost-effective manner.
- Staff facilitated programs for 96 FYS101 (including Strong Interpretations) and CASNR100 sections serving more than 1300 students. In combination with BA100 courses, approximately 1800 first year students were reached by staff presentations.
- Several new events were offered to increase opportunities for students to connect with alumni and employers in their chosen careers. These niche events, while often smaller, provided more intimate settings for students to gather relevant career information. The Arts and Sciences area offered several of these including Career Conversation panels on topics, such as, law enforcement, media and museum careers; Impact Careers Week; and Spring Job Fair Arts and Sciences Preview night.
- The CCD and Alumni Affairs enhanced its partnership by working together on multiple events including Networking at Neyland, Dining and Dialogue and the new Vol-to-Vol. These allowed students to learn about career development from alumni. Additionally, the Career Guide database soft-launched in January as a means for students to access alumni in fields of interest.
- The Career Carnival continues to grow, with a record-breaking number of attendees – approximately 550 students, faculty, and staff. As a part of the Engineering/STEM Career Success Week (held September 11th-15th), participants enjoyed a Friday afternoon cookout, outdoor games hosted by COE/STEM student organizations, and networking with employer sponsors. The Career Carnival is an annual outdoor street fair, held on the Hill, to “jump start” the recruiting season and provide Engineering/STEM students with information on the Fall Job Fair Week and career prep events. The event's success wouldn't have been possible without partnership with our employers – including this year's sponsors: Analysis & Measurement Services (AMS), AT&T, Cargill, DENSO, MAHLE, Pilot Flying J Travel Centers, and Southern Company.
- Employer attendance at job fairs reached record levels. In particular, the Spring Job and Internship Fair was a “sellout” with approximately 230 employers.
- The University of Tennessee Center for Career Development Dr. Jane S. Redmond and PepsiCo Commitment to Diversity Award was given to Dixon Hughes Goodman.
- *What can I do with this Major?* generated more than \$62,000 in revenue from sales to over 520 colleges and universities.
- The Center for Career Development collaborated with many units in Academic Affairs and Student Life to increase career programming on campus and reach more students. Strong partnerships exist with Student Success Center, Chancellor's Honors Program, EAP, New Student and Family Programs, First Year Studies, Thornton Athletics Student Life Center to name a few.

First-Destination Information First-Destination Survey of 2015-2016 Graduates

SUMMARY

Degree: **Bachelor's**

	Total Number Graduated	# Known Outcomes	Total # Employed Full-Time ^{1, 5}	Total # Employed Part-Time ^{2, 5}	# Admitted to Grad School	# Planning on Grad School ³	# Seeking Employment	# Military Service	# Out of Job Market ⁴	# Service
Agricultural Sciences & Natural Resources	301	197	59 (29.9%)	7 (3.6%)	58 (29.4%)	7 (3.6%)	53 (27.0%)	1 (0.5%)	12 (6.1%)	0 (0%)
Architecture & Design	46	25	21 (84.0%)	1 (4.0%)	0 (0%)	0 (0%)	3 (12.0%)	0 (0%)	0 (0%)	0 (0%)
Arts & Sciences	1398	607	229 (37.7%)	9 (1.5%)	242 (39.9%)	18 (3.0%)	73 (12.0%)	6 (1.0%)	28 (4.6%)	2 (0.3%)
Haslam College of Business	913	747	557 (74.6%)	15 (2.0%)	121 (16.2%)	8 (1.1%)	34 (4.6%)	2 (0.3%)	7 (0.9%)	3 (0.4%)
Communication & Information	313	175	112 (64.0%)	1 (0.6%)	14 (8.0%)	2 (1.1%)	43 (24.6%)	0 (0%)	2 (1.1%)	1 (0.6%)
Education, Health & Human Science	605	282	80 (28.4%)	10 (3.5%)	136 (48.2%)	9 (3.2%)	41 (14.5%)	2 (0.7%)	4 (1.4%)	0 (0%)
Engineering	498	449	240 (53.5%)	4 (0.9%)	111 (24.7%)	0 (0%)	82 (18.3%)	10 (2.2%)	2 (0.4%)	0 (0%)
Nursing	159	108	92 (85.2%)	0 (0%)	11 (10.2%)	0 (0%)	0 (0%)	3 (2.8%)	2 (1.9%)	0 (0%)
Social Work	53	28	8 (28.6%)	0 (0%)	9 (32.1%)	2 (7.1%)	6 (21.4%)	0 (0%)	2 (7.1%)	1 (3.6%)
TOTAL	4286	2618	1396 (53.4%)	47 (1.8%)	702 (26.8%)	46 (1.8%)	335 (12.8%)	24 (0.9%)	59 (2.3%)	7 (0.3%)

Degree: **Bachelor's**

College: **AGRICULTURAL SCIENCES & NATURAL RESOURCES**

	Total Number Graduated	# Known Outcomes	Total # Employed Full-Time ^{1, 5}	Total # Employed Part-Time ^{2, 5}	# Admitted to Grad School	# Planning on Grad School ³	# Seeking Employment	# Military Service	# Out of Job Market ⁴	# Service
Agr Sci Nat Res Explorat Track	1	1	1 (100%)	0 (0%)	0 (0%)	0 (0%)	0 (0%)	0 (0%)	0 (0%)	0 (0%)
Agricultural Leadership, Education, & Communication	18	11	2 (18.2%)	0 (0%)	3 (27.3%)	0 (0%)	6 (54.5%)	0 (0%)	0 (0%)	0 (0%)
Animal Science	102	67	15 (22.4%)	2 (3.0%)	24 (35.8%)	3 (4.5%)	17 (25.4%)	1 (1.5%)	5 (7.5%)	0 (0%)
Biosystems Engineering	8	7	0 (0%)	0 (0%)	2 (28.6%)	1 (14.3%)	2 (28.6%)	0 (0%)	2 (28.6%)	0 (0%)
Environmental & Soil Sciences	30	16	7 (43.8%)	0 (0%)	0 (0%)	0 (0%)	7 (43.8%)	0 (0%)	2 (12.5%)	0 (0%)
Food & Agricultural Business	8	5	2 (40.0%)	1 (20.0%)	0 (0%)	0 (0%)	2 (40.0%)	0 (0%)	0 (0%)	0 (0%)
Food, Science, & Technology	54	41	8 (19.5%)	1 (2.4%)	16 (39.0%)	2 (4.9%)	13 (31.7%)	0 (0%)	1 (2.4%)	0 (0%)
Forestry	8	5	4 (80.0%)	0 (0%)	0 (0%)	0 (0%)	1 (20.0%)	0 (0%)	0 (0%)	0 (0%)
Natural Resource & Environmental Economics	4	4	0 (0%)	0 (0%)	2 (50.0%)	0 (0%)	2 (50.0%)	0 (0%)	0 (0%)	0 (0%)
Plant Sciences	34	16	4 (25.0%)	1 (6.2%)	7 (43.8%)	1 (6.2%)	2 (12.5%)	0 (0%)	1 (6.2%)	0 (0%)
Wildlife & Fisheries Science	34	24	15 (65.2%)	2 (8.3%)	4 (16.7%)	0 (0%)	1 (4.2%)	0 (0%)	1 (4.2%)	0 (0%)
TOTAL	301	197	59 (29.9%)	7 (3.6%)	58 (29.4%)	7 (3.6%)	53 (27.0%)	1 (0.5%)	12 (6.1%)	0 (0%)

Degree: **Bachelor's**

College: **ARCHITECTURE & DESIGN**

	Total Number Graduated	# Known Outcomes	Total # Employed Full-Time ^{1, 5}	Total # Employed Part-Time ^{2, 5}	# Admitted to Grad School	# Planning on Grad School ³	# Seeking Employment	# Military Service	# Out of Job Market ⁴	# Service
Architecture	34	19	15 (78.9%)	1 (5.3%)	0 (0%)	0 (0%)	3 (15.8%)	0 (0%)	0 (0%)	0 (0%)
Interior Design	12	6	6 (100%)	0 (0%)	0 (0%)	0 (0%)	0 (0%)	0 (0%)	0 (0%)	0 (0%)
TOTAL	46	25	21 (84.0%)	1 (4.0%)	0 (0%)	0 (0%)	3 (12.0%)	0 (0%)	0 (0%)	0 (0%)

Final Report January 31, 2017

Degree: Bachelor's

College: ARTS & SCIENCES

	Total Number Graduated	# Known Outcomes	Total # Employed Full-Time ^{1, 5}	Total # Employed Part-Time ^{2, 5}	# Admitted to Grad School	# Planning on Grad School ³	# Seeking Employment	# Military Service	# Out of Job Market ⁴	# Service
Anthropology	54	53	44 (83.0%)	0 (0%)	4 (7.5%)	1 (1.9%)	1 (1.9%)	1 (1.9%)	2 (3.8%)	0 (0%)
Art	10	10	6 (60.0%)	0 (0%)	3 (30.0%)	0 (0%)	0 (0%)	0 (0%)	1 (10.0%)	0 (0%)
Art History	7	7	7 (100%)	0 (0%)	0 (0%)	0 (0%)	0 (0%)	0 (0%)	0 (0%)	0 (0%)
Arts & Sciences Exploratory Track	2	2	1 (50.0%)	0 (0%)	1 (50.0%)	0 (0%)	0 (0%)	0 (0%)	0 (0%)	0 (0%)
Arts & Sciences Undecided	1	1	0 (0%)	0 (0%)	1 (100%)	0 (0%)	0 (0%)	0 (0%)	0 (0%)	0 (0%)
Biochemical, Cellular, & Molecular Biology	1	1	0 (0%)	0 (0%)	1 (100%)	0 (0%)	0 (0%)	0 (0%)	0 (0%)	0 (0%)
Biological Sciences	204	60	13 (21.7%)	0 (0%)	33 (55.0%)	6 (10.0%)	4 (6.7%)	0 (0%)	3 (5.0%)	1 (1.7%)
Chemistry	47	18	0 (0%)	0 (0%)	14 (77.8%)	1 (5.6%)	2 (11.1%)	0 (0%)	1 (5.6%)	0 (0%)
Classics	10	10	0 (0%)	0 (0%)	9 (90.0%)	0 (0%)	1 (10.0%)	0 (0%)	0 (0%)	0 (0%)
Clinical Laboratory Sciences	3	0	0 (0%)	0 (0%)	0 (0%)	0 (0%)	0 (0%)	0 (0%)	0 (0%)	0 (0%)
College Scholars Program	11	4	0 (0%)	0 (0%)	3 (75.0%)	0 (0%)	0 (0%)	0 (0%)	1 (25.0%)	0 (0%)
Economics	37	37	28 (75.7%)	1 (2.7%)	8 (21.6%)	0 (0%)	0 (0%)	0 (0%)	0 (0%)	0 (0%)
English	119	102	76 (74.5%)	1 (1.0%)	20 (19.6%)	0 (0%)	2 (2.0%)	0 (0%)	3 (2.9%)	0 (0%)
Geography	25	6	1 (16.7%)	0 (0%)	2 (33.3%)	0 (0%)	2 (33.3%)	1 (16.7%)	0 (0%)	0 (0%)
Geology	1	1	0 (0%)	0 (0%)	1 (100%)	0 (0%)	0 (0%)	0 (0%)	0 (0%)	0 (0%)
Geology & Environmental Studies	37	14	1 (7.1%)	0 (0%)	7 (50.0%)	0 (0%)	4 (28.6%)	0 (0%)	2 (14.3%)	0 (0%)
Graphic Design	11	1	1 (100%)	0 (0%)	0 (0%)	0 (0%)	0 (0%)	0 (0%)	0 (0%)	0 (0%)
History	71	24	4 (16.7%)	1 (4.2%)	13 (54.2%)	2 (8.3%)	3 (12.5%)	1 (4.2%)	0 (0%)	0 (0%)
Interdisciplinary Studies	79	20	4 (20.0%)	1 (5.0%)	12 (60.0%)	0 (0%)	2 (10.0%)	0 (0%)	1 (5.0%)	0 (0%)
Mathematics	29	8	2 (25.0%)	0 (0%)	5 (62.5%)	0 (0%)	1 (12.5%)	0 (0%)	0 (0%)	0 (0%)
Medical Laboratory Science	1	0	0 (0%)	0 (0%)	0 (0%)	0 (0%)	0 (0%)	0 (0%)	0 (0%)	0 (0%)
Modern Foreign Languages & Literatures	40	17	0 (0%)	0 (0%)	8 (47.0%)	1 (5.9%)	7 (41.1%)	0 (0%)	1 (5.9%)	0 (0%)
Music	39	12	2 (16.7%)	0 (0%)	8 (66.7%)	0 (0%)	2 (16.7%)	0 (0%)	0 (0%)	0 (0%)
Philosophy	7	2	0 (0%)	0 (0%)	2 (100%)	0 (0%)	0 (0%)	0 (0%)	0 (0%)	0 (0%)
Physics	9	4	0 (0%)	0 (0%)	3 (75.0%)	0 (0%)	1 (25.0%)	0 (0%)	0 (0%)	0 (0%)
Political Science	96	40	11 (27.5%)	2 (5.0%)	16 (40.0%)	1 (2.5%)	6 (15.0%)	1 (2.5%)	3 (7.5%)	0 (0%)
Pre-Professional Programs	5	0	0 (0%)	0 (0%)	0 (0%)	0 (0%)	0 (0%)	0 (0%)	0 (0%)	0 (0%)
Psychology	282	102	18 (17.6%)	2 (2.0%)	49 (48.0%)	5 (4.9%)	22 (21.6%)	1 (1.0%)	4 (3.9%)	1 (1.0%)
Religious Studies	4	2	0 (0%)	0 (0%)	2 (100%)	0 (0%)	0 (0%)	0 (0%)	0 (0%)	0 (0%)
Sociology	92	28	6 (21.4%)	0 (0%)	9 (32.1%)	1 (3.6%)	9 (32.1%)	1 (3.6%)	2 (7.1%)	0 (0%)
Statistics	9	5	1 (20.0%)	0 (0%)	2 (40.0%)	0 (0%)	2 (40.0%)	0 (0%)	0 (0%)	0 (0%)
Studio Art	36	11	1 (9.1%)	1 (9.1%)	5 (45.5%)	0 (0%)	2 (18.2%)	0 (0%)	2 (18.2%)	0 (0%)
Theatre	19	5	2 (40.0%)	0 (0%)	1 (20.0%)	0 (0%)	0 (0%)	0 (0%)	2 (40.0%)	0 (0%)
TOTAL	1398	607	229 (37.7%)	9 (1.5%)	242 (39.9%)	18 (3.0%)	73 (12.0%)	6 (1.0%)	28 (4.6%)	2 (0.3%)

Degree: Bachelor's

College: HASLAM COLLEGE OF BUSINESS

	Total Number Graduated	# Known Outcomes	Total # Employed Full-Time ^{1, 5}	Total # Employed Part-Time ^{2, 5}	# Admitted to Grad School	# Planning on Grad School ³	# Seeking Employment	# Military Service	# Out of Job Market ⁴	# Service
Accounting	165	144	51 (35.4%)	2 (1.4%)	85 (59.0%)	3 (2.1%)	3 (2.1%)	0 (0%)	0 (0%)	0 (0%)
Business Analytics	64	53	43 (81.1%)	0 (0%)	5 (9.4%)	0 (0%)	5 (9.4%)	0 (0%)	0 (0%)	0 (0%)
Economics	29	21	16 (76.2%)	0 (0%)	2 (9.5%)	1 (4.8%)	2 (9.5%)	0 (0%)	0 (0%)	0 (0%)
Finance	84	69	54 (78.3%)	1 (1.4%)	8 (11.6%)	2 (2.9%)	3 (4.3%)	0 (0%)	0 (0%)	1 (1.4%)
Human Resource Management	37	31	27 (87.1%)	1 (3.2%)	0 (0%)	0 (0%)	3 (9.7%)	0 (0%)	0 (0%)	0 (0%)
Logistics	12	10	10 (100%)	0 (0%)	0 (0%)	0 (0%)	0 (0%)	0 (0%)	0 (0%)	0 (0%)
Management	82	55	41 (74.5%)	0 (0%)	8 (14.5%)	2 (3.6%)	3 (5.5%)	0 (0%)	1 (1.8%)	0 (0%)
Marketing	130	103	85 (82.5%)	6 (5.8%)	5 (4.9%)	0 (0%)	5 (4.9%)	0 (0%)	2 (1.9%)	0 (0%)
Public Administration	8	7	3 (42.9%)	0 (0%)	3 (42.9%)	0 (0%)	0 (0%)	0 (0%)	1 (14.3%)	0 (0%)
Statistics	2	2	1 (50.0%)	0 (0%)	0 (0%)	0 (0%)	1 (50.0%)	0 (0%)	0 (0%)	0 (0%)
Supply Chain Management	300	252	226 (89.7%)	5 (2.0%)	5 (2.0%)	0 (0%)	9 (3.6%)	2 (0.8%)	3 (1.2%)	2 (0.8%)
TOTAL	913	747	557 (74.6%)	15 (2.0%)	121 (16.2%)	8 (1.1%)	34 (4.6%)	2 (0.3%)	7 (0.9%)	3 (0.4%)

Final Report January 31, 2017

Degree: **Bachelor's**

College: **COMMUNICATION & INFORMATION**

	Total Number Graduated	# Known Outcomes	Total # Employed Full-Time ^{1, 5}	Total # Employed Part-Time ^{2, 5}	# Admitted to Grad School	# Planning on Grad School ³	# Seeking Employment	# Military Service	# Out of Job Market ⁴	# Service
Advertising	27	17	11 (64.7%)	0 (0%)	0 (0%)	0 (0%)	6 (35.3%)	0 (0%)	0 (0%)	0 (0%)
Communication Studies	137	76	48 (63.2%)	1 (1.3%)	10 (13.2%)	1 (1.3%)	13 (17.1%)	0 (0%)	2 (2.6%)	1 (1.3%)
Journalism & Electronic Media	92	49	31 (63.3%)	0 (0%)	4 (8.2%)	0 (0%)	14 (28.6%)	0 (0%)	0 (0%)	0 (0%)
Public Relations	57	33	22 (66.7%)	0 (0%)	0 (0%)	1 (3.0%)	10 (30.3%)	0 (0%)	0 (0%)	0 (0%)
TOTAL	313	175	112 (64.0%)	1 (0.6%)	14 (8.0%)	2 (1.1%)	43 (24.6%)	0 (0%)	2 (1.1%)	1 (0.6%)

Degree: **Bachelor's**

College: **EDUCATION, HEALTH & HUMAN SCIENCES**

	Total Number Graduated	# Known Outcomes	Total # Employed Full-Time ^{1, 5}	Total # Employed Part-Time ^{2, 5}	# Admitted to Grad School	# Planning on Grad School ³	# Seeking Employment	# Military Service	# Out of Job Market ⁴	# Service
Audiology & Speech Pathology	1	1	0 (0%)	0 (0%)	1 (100%)	0 (0%)	0 (0%)	0 (0%)	0 (0%)	0 (0%)
Child & Family Studies	66	36	2 (5.6%)	1 (2.8%)	25 (69.4%)	0 (0%)	8 (22.2%)	0 (0%)	0 (0%)	0 (0%)
Ed Hlth Hum Sci Explorat Track	1	0	0 (0%)	0 (0%)	0 (0%)	0 (0%)	0 (0%)	0 (0%)	0 (0%)	0 (0%)
Hotel, Restaurant, & Tourism	51	46	36 (78.3%)	3 (6.5%)	3 (6.5%)	0 (0%)	3 (6.5%)	1 (2.2%)	0 (0%)	0 (0%)
Kinesiology	216	82	10 (12.2%)	0 (0%)	45 (54.9%)	8 (9.8%)	15 (18.3%)	1 (1.2%)	3 (3.7%)	0 (0%)
Management	1	1	1 (100%)	0 (0%)	0 (0%)	0 (0%)	0 (0%)	0 (0%)	0 (0%)	0 (0%)
Nutrition	75	31	3 (9.7%)	1 (3.2%)	20 (64.5%)	1 (3.2%)	5 (16.1%)	0 (0%)	1 (3.2%)	0 (0%)
Recreation & Sport Management	105	39	14 (35.9%)	2 (5.1%)	16 (41.0%)	0 (0%)	7 (17.9%)	0 (0%)	0 (0%)	0 (0%)
Retail & Consumer Sciences	18	14	11 (78.6%)	2 (14.3%)	0 (0%)	0 (0%)	1 (7.1%)	0 (0%)	0 (0%)	0 (0%)
Special Education	71	32	3 (9.4%)	1 (3.1%)	26 (81.2%)	0 (0%)	2 (6.2%)	0 (0%)	0 (0%)	0 (0%)
TOTAL	605	282	80 (28.4%)	10 (3.5%)	136 (48.2%)	9 (3.2%)	41 (14.5%)	2 (0.7%)	4 (1.4%)	0 (0%)

Degree: **Bachelor's**

College: **ENGINEERING**

	Total Number Graduated	# Known Outcomes	Total # Employed Full-Time ^{1, 5}	Total # Employed Part-Time ^{2, 5}	# Admitted to Grad School	# Planning on Grad School ³	# Seeking Employment	# Military Service	# Out of Job Market ⁴	# Service
Aerospace Engineering	26	22	2 (9.1%)	0 (0%)	11 (50.0%)	0 (0%)	8 (36.4%)	1 (4.5%)	0 (0%)	0 (0%)
Biomedical Engineering	26	19	3 (15.8%)	1 (5.3%)	6 (31.6%)	0 (0%)	9 (47.4%)	0 (0%)	0 (0%)	0 (0%)
Chemical Engineering	57	50	29 (58.0%)	0 (0%)	4 (8.0%)	0 (0%)	16 (32.0%)	1 (2.0%)	0 (0%)	0 (0%)
Civil Engineering	69	67	38 (56.7%)	0 (0%)	14 (20.9%)	0 (0%)	11 (16.4%)	2 (3.0%)	2 (3.0%)	0 (0%)
Computer Engineering	25	22	9 (40.9%)	0 (0%)	7 (31.8%)	0 (0%)	5 (22.7%)	1 (4.5%)	0 (0%)	0 (0%)
Computer Science	60	55	34 (61.8%)	1 (1.8%)	9 (16.4%)	0 (0%)	10 (18.2%)	1 (1.8%)	0 (0%)	0 (0%)
Electrical Engineering	49	42	20 (47.6%)	0 (0%)	16 (38.1%)	0 (0%)	5 (11.9%)	1 (2.4%)	0 (0%)	0 (0%)
Industrial Engineering	27	27	20 (74.1%)	1 (3.7%)	5 (18.5%)	0 (0%)	1 (3.7%)	0 (0%)	0 (0%)	0 (0%)
Materials Science & Engineering	11	10	0 (0%)	1 (10.0%)	7 (70.0%)	0 (0%)	2 (20.0%)	0 (0%)	0 (0%)	0 (0%)
Mechanical Engineering	118	107	77 (72.0%)	0 (0%)	15 (14.0%)	0 (0%)	12 (11.2%)	3 (2.8%)	0 (0%)	0 (0%)
Nuclear Engineering	30	28	8 (28.6%)	0 (0%)	17 (60.7%)	0 (0%)	3 (10.7%)	0 (0%)	0 (0%)	0 (0%)
TOTAL	498	449	240 (53.5%)	4 (0.9%)	111 (24.7%)	0 (0%)	82 (18.3%)	10 (2.2%)	2 (0.4%)	0 (0%)

Degree: **Bachelor's**

College: **NURSING**

	Total Number Graduated	# Known Outcomes	Total # Employed Full-Time ^{1, 5}	Total # Employed Part-Time ^{2, 5}	# Admitted to Grad School	# Planning on Grad School ³	# Seeking Employment	# Military Service	# Out of Job Market ⁴	# Service
Nursing	159	108	92 (85.2%)	0 (0%)	11 (10.2%)	0 (0%)	0 (0%)	3 (2.8%)	2 (1.9%)	0 (0%)

Final Report January 31, 2017

Degree: **Bachelor's**
 College: **SOCIAL WORK**

	Total Number Graduated	# Known Outcomes	Total # Employed Full-Time ^{1, 5}	Total # Employed Part-Time ^{2, 5}	# Admitted to Grad School	# Planning on Grad School ³	# Seeking Employment	# Military Service	# Out of Job Market ⁴	# Service
Social Work	53	28	8 (28.6%)	0 (0%)	9 (32.1%)	2 (7.1%)	6 (21.4%)	0 (0%)	2 (7.1%)	1 (3.6%)

SUMMARY

Degree: **Master's**

	Total Number Graduated	# Known Outcomes	Total # Employed Full-Time ^{1, 5}	Total # Employed Part-Time ^{2, 5}	# Admitted to Grad School	# Planning on Grad School ³	# Seeking Employment	# Military Service	# Out of Job Market ⁴	# Service
Agricultural Sciences & Natural Resources	68	31	26 83.9%	1 3.2%	2 6.5%	1 3.2%	1 3.2%	0 0.0%	0 0.0%	0 0.0%
Architecture & Design	17	5	5 100.0%	0 0.0%	0 0.0%	0 0.0%	0 0.0%	0 0.0%	0 0.0%	0 0.0%
Arts & Sciences	171	28	7 25.0%	0 0.0%	15 53.6%	0 0.0%	3 10.7%	1 3.6%	1 3.6%	1 3.6%
Haslam College of Business	335	171	149 87.1%	0 0.0%	10 5.8%	1 0.6%	11 6.4%	0 0.0%	0 0.0%	0 0.0%
Communication & Information	97	29	16 55.2%	2 6.9%	5 17.2%	0 0.0%	6 20.7%	0 0.0%	0 0.0%	0 0.0%
Education, Health, & Human	315	78	46 59.0%	4 5.1%	19 24.4%	1 1.3%	6 7.7%	1 1.3%	0 0.0%	1 1.3%
Engineering	167	140	88 62.9%	2 1.4%	32 22.9%	0 0.0%	12 8.6%	3 2.1%	3 2.1%	0 0.0%
Nursing	55	4	0 0.0%	1 25.0%	0 0.0%	1 25.0%	2 50.0%	0 0.0%	0 0.0%	0 0.0%
Social Work	194	16	9 56.3%	0 0.0%	1 6.3%	0 0.0%	5 31.3%	0 0.0%	1 6.3%	0 0.0%
TOTAL	1419	502	346 68.9%	10 2.0%	84 16.7%	4 0.8%	46 9.2%	5 1.0%	5 1.0%	2 0.4%

Degree: **Master's**

College: **AGRICULTURAL SCIENCES & NATURAL RESOURCES**

	Total Number Graduated	# Known Outcomes	Total # Employed Full-Time ^{1, 5}	Total # Employed Part-Time ^{2, 5}	# Admitted to Grad School	# Planning on Grad School ³	# Seeking Employment	# Military Service	# Out of Job Market ⁴	# Service
Agricultural and Resource	10	4	3 75.0%	0 0.0%	1 25.0%	0 0.0%	0 0.0%	0 0.0%	0 0.0%	0 0.0%
Agricultural Leadership, Education, & Communication	8	1	1 100.0%	0 0.0%	0 0.0%	0 0.0%	0 0.0%	0 0.0%	0 0.0%	0 0.0%
Animal Science	8	2	1 50.0%	0 0.0%	0 0.0%	1 50.0%	0 0.0%	0 0.0%	0 0.0%	0 0.0%
Biosystems Engineering	4	1	1 100.0%	0 0.0%	0 0.0%	0 0.0%	0 0.0%	0 0.0%	0 0.0%	0 0.0%
Entomology & Plant Pathology	7	6	5 83.3%	0 0.0%	1 16.7%	0 0.0%	0 0.0%	0 0.0%	0 0.0%	0 0.0%
Environmental & Soil Sciences	4	0	0 0.0%	0 0.0%	0 0.0%	0 0.0%	0 0.0%	0 0.0%	0 0.0%	0 0.0%
Food, Science, & Technology	9	4	4 100.0%	0 0.0%	0 0.0%	0 0.0%	0 0.0%	0 0.0%	0 0.0%	0 0.0%
Forestry	3	3	2 66.7%	1 33.3%	0 0.0%	0 0.0%	0 0.0%	0 0.0%	0 0.0%	0 0.0%
Plant Sciences	8	4	3 75.0%	0 0.0%	0 0.0%	0 0.0%	1 25.0%	0 0.0%	0 0.0%	0 0.0%
Wildlife & Fisheries Science	7	6	6 100.0%	0 0.0%	0 0.0%	0 0.0%	0 0.0%	0 0.0%	0 0.0%	0 0.0%
TOTAL	68	31	26 83.9%	1 3.2%	2 6.5%	1 3.2%	1 3.2%	0 0.0%	0 0.0%	0 0.0%

Degree: **Master's**

College: **ARCHITECTURE & DESIGN**

	Total Number Graduated	# Known Outcomes	Total # Employed Full-Time ^{1, 5}	Total # Employed Part-Time ^{2, 5}	# Admitted to Grad School	# Planning on Grad School ³	# Seeking Employment	# Military Service	# Out of Job Market ⁴	# Service
Architecture	11	3	3 100.0%	0 0.0%	0 0.0%	0 0.0%	0 0.0%	0 0.0%	0 0.0%	0 0.0%
Landscape Architecture	6	2	2 100.0%	0 0.0%	0 0.0%	0 0.0%	0 0.0%	0 0.0%	0 0.0%	0 0.0%
TOTAL	17	5	5 100.0%	0 0.0%	0 0.0%	0 0.0%	0 0.0%	0 0.0%	0 0.0%	0 0.0%

Final Report January 31, 2017

Degree: **Master's**

College: **ARTS & SCIENCES**

	Total Number Graduated	# Known Outcomes	Total # Employed Full-Time _{1, 5}	Total # Employed Part-Time _{2, 5}	# Admitted to Grad School	# Planning on Grad School ³	# Seeking Employment	# Military Service	# Out of Job Market ⁴	# Service
Anthropology	8	1	1 100.0%	0 0.0%	0 0.0%	0 0.0%	0 0.0%	0 0.0%	0 0.0%	0 0.0%
Art	13	1	0 0.0%	0 0.0%	0 0.0%	0 0.0%	1 100.0%	0 0.0%	0 0.0%	0 0.0%
Biochemical, Cellular, & Molecular Biology	3	0	0 0.0%	0 0.0%	0 0.0%	0 0.0%	0 0.0%	0 0.0%	0 0.0%	0 0.0%
Chemistry	7	3	3 100.0%	0 0.0%	0 0.0%	0 0.0%	0 0.0%	0 0.0%	0 0.0%	0 0.0%
Creative Writing	5	1	0 0.0%	0 0.0%	1 100.0%	0 0.0%	0 0.0%	0 0.0%	0 0.0%	0 0.0%
Ecology & Evolutionary Biology	3	1	0 0.0%	0 0.0%	0 0.0%	0 0.0%	1 100.0%	0 0.0%	0 0.0%	0 0.0%
English	7	0	0 0.0%	0 0.0%	0 0.0%	0 0.0%	0 0.0%	0 0.0%	0 0.0%	0 0.0%
Geography	10	2	0 0.0%	0 0.0%	2 100.0%	0 0.0%	0 0.0%	0 0.0%	0 0.0%	0 0.0%
Geology	12	4	1 25.0%	0 0.0%	1 25.0%	0 0.0%	1 25.0%	1 25.0%	0 0.0%	0 0.0%
History	5	3	0 0.0%	0 0.0%	2 66.7%	0 0.0%	0 0.0%	0 0.0%	0 0.0%	1 33.3%
Life Sciences	1	0	0 0.0%	0 0.0%	0 0.0%	0 0.0%	0 0.0%	0 0.0%	0 0.0%	0 0.0%
Mathematics	12	4	2 50.0%	0 0.0%	2 50.0%	0 0.0%	0 0.0%	0 0.0%	0 0.0%	0 0.0%
Microbiology	2	1	0 0.0%	0 0.0%	1 100.0%	0 0.0%	0 0.0%	0 0.0%	0 0.0%	0 0.0%
Music	40	0	0 0.0%	0 0.0%	0 0.0%	0 0.0%	0 0.0%	0 0.0%	0 0.0%	0 0.0%
Philosophy	2	1	0 0.0%	0 0.0%	1 100.0%	0 0.0%	0 0.0%	0 0.0%	0 0.0%	0 0.0%
Physics	4	0	0 0.0%	0 0.0%	0 0.0%	0 0.0%	0 0.0%	0 0.0%	0 0.0%	0 0.0%
Psychology	5	4	0 0.0%	0 0.0%	4 100.0%	0 0.0%	0 0.0%	0 0.0%	0 0.0%	0 0.0%
Public Policy and Administration	11	0	0 0.0%	0 0.0%	0 0.0%	0 0.0%	0 0.0%	0 0.0%	0 0.0%	0 0.0%
Modern Foreign Languages	9	2	0 0.0%	0 0.0%	1 50.0%	0 0.0%	0 0.0%	0 0.0%	1 50.0%	0 0.0%
Sociology	2	0	0 0.0%	0 0.0%	0 0.0%	0 0.0%	0 0.0%	0 0.0%	0 0.0%	0 0.0%
Theatre	9	0	0 0.0%	0 0.0%	0 0.0%	0 0.0%	0 0.0%	0 0.0%	0 0.0%	0 0.0%
Women's Studies	1	0	0 0.0%	0 0.0%	0 0.0%	0 0.0%	0 0.0%	0 0.0%	0 0.0%	0 0.0%
TOTAL	171	28	7 25.0%	0 0.0%	15 53.6%	0 0.0%	3 10.7%	1 3.6%	1 3.6%	1 3.6%

Degree: **Master's**

College: **HASLAM COLLEGE OF BUSINESS**

	Total Number Graduated	# Known Outcomes	Total # Employed Full-Time _{1, 5}	Total # Employed Part-Time _{2, 5}	# Admitted to Grad School	# Planning on Grad School ³	# Seeking Employment	# Military Service	# Out of Job Market ⁴	# Service
Accounting	68	68	67 98.5%	0 0.0%	0 0.0%	0 0.0%	1 1.5%	0 0.0%	0 0.0%	0 0.0%
Business Administration	212	55	40 72.7%	0 0.0%	6 10.9%	1 1.8%	8 14.5%	0 0.0%	0 0.0%	0 0.0%
Business Analytics	33	30	30 100.0%	0 0.0%	0 0.0%	0 0.0%	0 0.0%	0 0.0%	0 0.0%	0 0.0%
Economics	4	4	0 0.0%	0 0.0%	4 100.0%	0 0.0%	0 0.0%	0 0.0%	0 0.0%	0 0.0%
Human Resource Management	15	13	12 92.3%	0 0.0%	0 0.0%	0 0.0%	1 7.7%	0 0.0%	0 0.0%	0 0.0%
Statistics	3	1	0 0.0%	0 0.0%	0 0.0%	0 0.0%	1 100.0%	0 0.0%	0 0.0%	0 0.0%
TOTAL	335	171	149 87.1%	0 0.0%	10 5.8%	1 0.6%	11 6.4%	0 0.0%	0 0.0%	0 0.0%

Degree: **Master's**

College: **COMMUNICATION & INFORMATION**

	Total Number Graduated	# Known Outcomes	Total # Employed Full-Time _{1, 5}	Total # Employed Part-Time _{2, 5}	# Admitted to Grad School	# Planning on Grad School ³	# Seeking Employment	# Military Service	# Out of Job Market ⁴	# Service
Communication & Information	15	7	3 42.9%	1 14.3%	3 42.9%	0 0.0%	0 0.0%	0 0.0%	0 0.0%	0 0.0%
Information Sciences	82	22	13 59.1%	1 4.5%	2 9.1%	0 0.0%	6 27.3%	0 0.0%	0 0.0%	0 0.0%
TOTAL	97	29	16 55.2%	2 6.9%	5 17.2%	0 0.0%	6 20.7%	0 0.0%	0 0.0%	0 0.0%

Final Report January 31, 2017

Degree: **Master's**

College: **EDUCATION, HEALTH & HUMAN SCIENCES**

	Total Number Graduated	# Known Outcomes	Total # Employed Full-Time _{1, 5}	Total # Employed Part-Time _{2, 5}	# Admitted to Grad School	# Planning on Grad School ³	# Seeking Employment	# Military Service	# Out of Job Market ⁴	# Service
Child & Family Studies	19	2	0 0.0%	1 50.0%	1 50.0%	0 0.0%	0 0.0%	0 0.0%	0 0.0%	0 0.0%
College Student Personnel	15	7	6 85.7%	0 0.0%	0 0.0%	0 0.0%	1 14.3%	0 0.0%	0 0.0%	0 0.0%
Counseling	16	4	3 75.0%	0 0.0%	1 25.0%	0 0.0%	0 0.0%	0 0.0%	0 0.0%	0 0.0%
Education	18	2	1 50.0%	0 0.0%	1 50.0%	0 0.0%	0 0.0%	0 0.0%	0 0.0%	0 0.0%
Educational Administration	3	0	0 0.0%	0 0.0%	0 0.0%	0 0.0%	0 0.0%	0 0.0%	0 0.0%	0 0.0%
Educational Psychology	16	6	2 33.3%	0 0.0%	3 50.0%	1 16.7%	0 0.0%	0 0.0%	0 0.0%	0 0.0%
Food Safety	1	1	1 100.0%	0 0.0%	0 0.0%	0 0.0%	0 0.0%	0 0.0%	0 0.0%	0 0.0%
Kinesiology	22	9	4 44.4%	0 0.0%	5 55.6%	0 0.0%	0 0.0%	0 0.0%	0 0.0%	0 0.0%
Nutrition	16	7	6 85.7%	0 0.0%	1 14.3%	0 0.0%	0 0.0%	0 0.0%	0 0.0%	0 0.0%
Public Health	22	5	2 40.0%	0 0.0%	3 60.0%	0 0.0%	0 0.0%	0 0.0%	0 0.0%	0 0.0%
Qualitative Research Methd Gcp	1	0	0 0.0%	0 0.0%	0 0.0%	0 0.0%	0 0.0%	0 0.0%	0 0.0%	0 0.0%
Recreation & Sport Management	42	18	12 66.7%	1 5.6%	1 5.6%	0 0.0%	3 16.7%	1 5.6%	0 0.0%	0 0.0%
Teacher Education	124	17	9 52.9%	2 11.8%	3 17.6%	0 0.0%	2 11.8%	0 0.0%	0 0.0%	1 5.9%
TOTAL	315	78	46 59.0%	4 5.1%	19 24.4%	1 1.3%	6 7.7%	1 1.3%	0 0.0%	1 1.3%

Degree: **Master's**

College: **ENGINEERING**

	Total Number Graduated	# Known Outcomes	Total # Employed Full-Time _{1, 5}	Total # Employed Part-Time _{2, 5}	# Admitted to Grad School	# Planning on Grad School ³	# Seeking Employment	# Military Service	# Out of Job Market ⁴	# Service
Aerospace Engineering	7	6	3 50.0%	0 0.0%	1 16.7%	0 0.0%	1 16.7%	1 16.7%	0 0.0%	0 0.0%
Biomedical Engineering	5	4	2 50.0%	0 0.0%	1 25.0%	0 0.0%	1 25.0%	0 0.0%	0 0.0%	0 0.0%
Chemical Engineering	4	3	0 0.0%	0 0.0%	2 66.7%	0 0.0%	1 33.3%	0 0.0%	0 0.0%	0 0.0%
Civil Engineering	24	22	20 90.9%	0 0.0%	1 4.5%	0 0.0%	1 4.5%	0 0.0%	0 0.0%	0 0.0%
Computer Engineering	5	4	4 100.0%	0 0.0%	0 0.0%	0 0.0%	0 0.0%	0 0.0%	0 0.0%	0 0.0%
Computer Science	8	7	2 28.6%	0 0.0%	1 14.3%	0 0.0%	2 28.6%	0 0.0%	2 28.6%	0 0.0%
Electrical Engineering	11	11	4 36.4%	1 9.1%	5 45.5%	0 0.0%	1 9.1%	0 0.0%	0 0.0%	0 0.0%
Engineering Science	2	2	1 50.0%	0 0.0%	0 0.0%	0 0.0%	0 0.0%	1 50.0%	0 0.0%	0 0.0%
Environmental Engineering	4	2	2 100.0%	0 0.0%	0 0.0%	0 0.0%	0 0.0%	0 0.0%	0 0.0%	0 0.0%
Fire Protection Engineering	7	1	1 100.0%	0 0.0%	0 0.0%	0 0.0%	0 0.0%	0 0.0%	0 0.0%	0 0.0%
Industrial Engineering	26	25	23 92.0%	0 0.0%	1 4.0%	0 0.0%	0 0.0%	0 0.0%	1 4.0%	0 0.0%
Materials Science & Engineering	12	10	6 60.0%	0 0.0%	2 20.0%	0 0.0%	2 20.0%	0 0.0%	0 0.0%	0 0.0%
Mechanical Engineering	19	14	8 57.1%	0 0.0%	4 28.6%	0 0.0%	1 7.1%	1 7.1%	0 0.0%	0 0.0%
Nuclear Engineering	28	24	9 37.5%	0 0.0%	13 54.2%	0 0.0%	2 8.3%	0 0.0%	0 0.0%	0 0.0%
Nuclear Security Science and	2	2	0 0.0%	1 50.0%	1 50.0%	0 0.0%	0 0.0%	0 0.0%	0 0.0%	0 0.0%
Reliability & Maintainability	3	3	3 100.0%	0 0.0%	0 0.0%	0 0.0%	0 0.0%	0 0.0%	0 0.0%	0 0.0%
TOTAL	167	140	88 62.9%	2 1.4%	32 22.9%	0 0.0%	12 8.6%	3 2.1%	3 2.1%	0 0.0%

Degree: **Master's**

College: **NURSING**

	Total Number Graduated	# Known Outcomes	Total # Employed Full-Time _{1, 5}	Total # Employed Part-Time _{2, 5}	# Admitted to Grad School	# Planning on Grad School ³	# Seeking Employment	# Military Service	# Out of Job Market ⁴	# Service
Nursing	55	4	0 0.0%	1 25.0%	0 0.0%	1 25.0%	2 50.0%	0 0.0%	0 0.0%	0 0.0%

Degree: **Master's**

College: **SOCIAL WORK**

	Total Number Graduated	# Known Outcomes	Total # Employed Full-Time _{1, 5}	Total # Employed Part-Time _{2, 5}	# Admitted to Grad School	# Planning on Grad School ³	# Seeking Employment	# Military Service	# Out of Job Market ⁴	# Service
Social Work	194	16	9 56.3%	0 0.0%	1 6.3%	0 0.0%	5 31.3%	0 0.0%	1 6.3%	0 0.0%

Final Report January 31, 2017

SUMMARY

Degree: PhD

	Total Number Graduated	# Known Outcomes	Total # Employed Full-Time _{1, 5}	Total # Employed Part-Time _{2, 5}	# Admitted to Grad School	# Planning on Grad School ³	# Seeking Employment	# Military Service	# Out of Job Market ⁴	# Service
Agricultural Sciences & Natural Resources	17	7	7 100.0%	0 0.0%	0 0.0%	0 0.0%	0 0.0%	0 0.0%	0 0.0%	0 0.0%
Arts & Sciences	141	21	14 66.7%	1 4.8%	1 4.8%	0 0.0%	5 23.8%	0 0.0%	0 0.0%	0 0.0%
Haslam College of Business	18	6	5 83.3%	0 0.0%	0 0.0%	0 0.0%	1 16.7%	0 0.0%	0 0.0%	0 0.0%
Communication & Information	7	2	2 100.0%	0 0.0%	0 0.0%	0 0.0%	0 0.0%	0 0.0%	0 0.0%	0 0.0%
Education, Health, & Human	65	10	7 70.0%	1 10.0%	0 0.0%	0 0.0%	2 20.0%	0 0.0%	0 0.0%	0 0.0%
Engineering	91	77	60 77.9%	2 2.6%	9 11.7%	0 0.0%	4 5.2%	0 0.0%	2 2.6%	0 0.0%
Law	9	1	0 0.0%	0 0.0%	1 100.0%	0 0.0%	0 0.0%	0 0.0%	0 0.0%	0 0.0%
Nursing	4	1	0 0.0%	0 0.0%	0 0.0%	0 0.0%	1 100.0%	0 0.0%	0 0.0%	0 0.0%
Social Work	20	0	0 0.0%	0 0.0%	0 0.0%	0 0.0%	0 0.0%	0 0.0%	0 0.0%	0 0.0%
Veterinary Medicine	81	1	0 0.0%	0 0.0%	1 100.0%	0 0.0%	0 0.0%	0 0.0%	0 0.0%	0 0.0%
TOTAL	453	126	95 75.4%	4 3.2%	12 9.5%	0 0.0%	13 10.3%	0 0.0%	2 1.6%	0 0.0%

Degree: PhD

College: AGRICULTURAL SCIENCES & NATURAL RESOURCES

	Total Number Graduated	# Known Outcomes	Total # Employed Full-Time _{1, 5}	Total # Employed Part-Time _{2, 5}	# Admitted to Grad School	# Planning on Grad School ³	# Seeking Employment	# Military Service	# Out of Job Market ⁴	# Service
Animal Science	1	0	0 0.0%	0 0.0%	0 0.0%	0 0.0%	0 0.0%	0 0.0%	0 0.0%	0 0.0%
Biosystems Engineering	1	1	1 100.0%	0 0.0%	0 0.0%	0 0.0%	0 0.0%	0 0.0%	0 0.0%	0 0.0%
Food, Science, & Technology	5	2	2 100.0%	0 0.0%	0 0.0%	0 0.0%	0 0.0%	0 0.0%	0 0.0%	0 0.0%
Natural Resources	3	0	0 0.0%	0 0.0%	0 0.0%	0 0.0%	0 0.0%	0 0.0%	0 0.0%	0 0.0%
Plants, Soils, & Insects	7	4	4 100.0%	0 0.0%	0 0.0%	0 0.0%	0 0.0%	0 0.0%	0 0.0%	0 0.0%
TOTAL	17	7	7 100.0%	0 0.0%	0 0.0%	0 0.0%	0 0.0%	0 0.0%	0 0.0%	0 0.0%

Degree: PhD

College: ARTS & SCIENCES

	Total Number Graduated	# Known Outcomes	Total # Employed Full-Time _{1, 5}	Total # Employed Part-Time _{2, 5}	# Admitted to Grad School	# Planning on Grad School ³	# Seeking Employment	# Military Service	# Out of Job Market ⁴	# Service
Anthropology	11	1	0 0.0%	0 0.0%	0 0.0%	0 0.0%	1 100.0%	0 0.0%	0 0.0%	0 0.0%
Biochemical, Cellular, & Molecular Biology	4	1	1 100.0%	0 0.0%	0 0.0%	0 0.0%	0 0.0%	0 0.0%	0 0.0%	0 0.0%
Chemistry	19	2	1 50.0%	0 0.0%	1 50.0%	0 0.0%	0 0.0%	0 0.0%	0 0.0%	0 0.0%
Ecology & Evolutionary Biology	8	0	0 0.0%	0 0.0%	0 0.0%	0 0.0%	0 0.0%	0 0.0%	0 0.0%	0 0.0%
English	12	1	0 0.0%	1 100.0%	0 0.0%	0 0.0%	0 0.0%	0 0.0%	0 0.0%	0 0.0%
Geography	7	2	1 50.0%	0 0.0%	0 0.0%	0 0.0%	1 50.0%	0 0.0%	0 0.0%	0 0.0%
Geology	4	1	1 100.0%	0 0.0%	0 0.0%	0 0.0%	0 0.0%	0 0.0%	0 0.0%	0 0.0%
History	4	1	1 100.0%	0 0.0%	0 0.0%	0 0.0%	0 0.0%	0 0.0%	0 0.0%	0 0.0%
Life Sciences	11	2	2 100.0%	0 0.0%	0 0.0%	0 0.0%	0 0.0%	0 0.0%	0 0.0%	0 0.0%
Mathematics	14	3	3 100.0%	0 0.0%	0 0.0%	0 0.0%	0 0.0%	0 0.0%	0 0.0%	0 0.0%
Microbiology	8	2	1 50.0%	0 0.0%	0 0.0%	0 0.0%	1 50.0%	0 0.0%	0 0.0%	0 0.0%
Modern Foreign Languages	5	0	0 0.0%	0 0.0%	0 0.0%	0 0.0%	0 0.0%	0 0.0%	0 0.0%	0 0.0%
Philosophy	2	1	0 0.0%	0 0.0%	0 0.0%	0 0.0%	1 100.0%	0 0.0%	0 0.0%	0 0.0%
Physics	13	2	1 50.0%	0 0.0%	0 0.0%	0 0.0%	1 50.0%	0 0.0%	0 0.0%	0 0.0%
Political Science	5	0	0 0.0%	0 0.0%	0 0.0%	0 0.0%	0 0.0%	0 0.0%	0 0.0%	0 0.0%
Psychology	10	1	1 100.0%	0 0.0%	0 0.0%	0 0.0%	0 0.0%	0 0.0%	0 0.0%	0 0.0%
Sociology	4	1	1 100.0%	0 0.0%	0 0.0%	0 0.0%	0 0.0%	0 0.0%	0 0.0%	0 0.0%
TOTAL	141	21	14 66.7%	1 4.8%	1 4.8%	0 0.0%	5 23.8%	0 0.0%	0 0.0%	0 0.0%

Final Report January 31, 2017

Degree: **PhD**

College: **HASLAM COLLEGE OF BUSINESS**

	Total Number Graduated	# Known Outcomes	Total # Employed Full-Time _{1, 5}	Total # Employed Part-Time _{2, 5}	# Admitted to Grad School	# Planning on Grad School ³	# Seeking Employment	# Military Service	# Out of Job Market ⁴	# Service
Business Administration	9	3	3 100.0%	0 0.0%	0 0.0%	0 0.0%	0 0.0%	0 0.0%	0 0.0%	0 0.0%
Economics	6	1	1 100.0%	0 0.0%	0 0.0%	0 0.0%	0 0.0%	0 0.0%	0 0.0%	0 0.0%
Industrial & Organization	1	1	1 100.0%	0 0.0%	0 0.0%	0 0.0%	0 0.0%	0 0.0%	0 0.0%	0 0.0%
Management Science	1	0	0 0.0%	0 0.0%	0 0.0%	0 0.0%	0 0.0%	0 0.0%	0 0.0%	0 0.0%
Statistics	1	1	0 0.0%	0 0.0%	0 0.0%	0 0.0%	1 100.0%	0 0.0%	0 0.0%	0 0.0%
TOTAL	18	6	5 83.3%	0 0.0%	0 0.0%	0 0.0%	1 16.7%	0 0.0%	0 0.0%	0 0.0%

Degree: **PhD**

College: **COMMUNICATION & INFORMATION**

	Total Number Graduated	# Known Outcomes	Total # Employed Full-Time _{1, 5}	Total # Employed Part-Time _{2, 5}	# Admitted to Grad School	# Planning on Grad School ³	# Seeking Employment	# Military Service	# Out of Job Market ⁴	# Service
Communication & Information	7	2	2 100.0%	0 0.0%	0 0.0%	0 0.0%	0 0.0%	0 0.0%	0 0.0%	0 0.0%

Degree: **PhD**

College: **EDUCATION, HEALTH & HUMAN SCIENCES**

	Total Number Graduated	# Known Outcomes	Total # Employed Full-Time _{1, 5}	Total # Employed Part-Time _{2, 5}	# Admitted to Grad School	# Planning on Grad School ³	# Seeking Employment	# Military Service	# Out of Job Market ⁴	# Service
Child & Family Studies	4	2	1 50.0%	1 50.0%	0 0.0%	0 0.0%	0 0.0%	0 0.0%	0 0.0%	0 0.0%
Counselor Education	5	1	1 100.0%	0 0.0%	0 0.0%	0 0.0%	0 0.0%	0 0.0%	0 0.0%	0 0.0%
Education	27	3	3 100.0%	0 0.0%	0 0.0%	0 0.0%	0 0.0%	0 0.0%	0 0.0%	0 0.0%
Educational Psychology &	9	1	1 100.0%	0 0.0%	0 0.0%	0 0.0%	0 0.0%	0 0.0%	0 0.0%	0 0.0%
Higher Education Administration	6	0	0 0.0%	0 0.0%	0 0.0%	0 0.0%	0 0.0%	0 0.0%	0 0.0%	0 0.0%
Kinesiology and Sports Studies	8	2	1 50.0%	0 0.0%	0 0.0%	0 0.0%	1 50.0%	0 0.0%	0 0.0%	0 0.0%
Nutrition	2	1	0 0.0%	0 0.0%	0 0.0%	0 0.0%	1 100.0%	0 0.0%	0 0.0%	0 0.0%
Retail, Hospitality, & Tourism Management	2	0	0 0.0%	0 0.0%	0 0.0%	0 0.0%	0 0.0%	0 0.0%	0 0.0%	0 0.0%
School Psychology	2	0	0 0.0%	0 0.0%	0 0.0%	0 0.0%	0 0.0%	0 0.0%	0 0.0%	0 0.0%
TOTAL	65	10	7 70.0%	1 10.0%	0 0.0%	0 0.0%	2 20.0%	0 0.0%	0 0.0%	0 0.0%

Degree: **PhD**

College: **ENGINEERING**

	Total Number Graduated	# Known Outcomes	Total # Employed Full-Time _{1, 5}	Total # Employed Part-Time _{2, 5}	# Admitted to Grad School	# Planning on Grad School ³	# Seeking Employment	# Military Service	# Out of Job Market ⁴	# Service
Aerospace Engineering	1	1	1 100.0%	0 0.0%	0 0.0%	0 0.0%	0 0.0%	0 0.0%	0 0.0%	0 0.0%
Biomedical Engineering	5	5	4 80.0%	0 0.0%	0 0.0%	0 0.0%	1 20.0%	0 0.0%	0 0.0%	0 0.0%
Chemical Engineering	7	7	6 85.7%	0 0.0%	0 0.0%	0 0.0%	1 14.3%	0 0.0%	0 0.0%	0 0.0%
Civil Engineering	2	2	1 50.0%	0 0.0%	1 50.0%	0 0.0%	0 0.0%	0 0.0%	0 0.0%	0 0.0%
Computer Engineering	9	6	4 66.7%	0 0.0%	0 0.0%	0 0.0%	1 16.7%	0 0.0%	1 16.7%	0 0.0%
Computer Science	6	6	6 100.0%	0 0.0%	0 0.0%	0 0.0%	0 0.0%	0 0.0%	0 0.0%	0 0.0%
Electrical Engineering	19	18	16 88.9%	1 5.6%	1 5.6%	0 0.0%	0 0.0%	0 0.0%	0 0.0%	0 0.0%
Industrial Engineering	7	6	5 83.3%	0 0.0%	0 0.0%	0 0.0%	0 0.0%	0 0.0%	1 16.7%	0 0.0%
Materials Science & Engineering	10	10	9 90.0%	0 0.0%	1 10.0%	0 0.0%	0 0.0%	0 0.0%	0 0.0%	0 0.0%
Mechanical Engineering	8	6	3 50.0%	1 16.7%	2 33.3%	0 0.0%	0 0.0%	0 0.0%	0 0.0%	0 0.0%
Nuclear Engineering	16	9	4 44.4%	0 0.0%	4 44.4%	0 0.0%	1 11.1%	0 0.0%	0 0.0%	0 0.0%
Polymer Engineering	1	1	1 100.0%	0 0.0%	0 0.0%	0 0.0%	0 0.0%	0 0.0%	0 0.0%	0 0.0%
TOTAL	91	77	60 77.9%	2 2.6%	9 11.7%	0 0.0%	4 5.2%	0 0.0%	2 2.6%	0 0.0%

Final Report January 31, 2017

Degree: **PhD**
 College: **NURSING**

	Total Number Graduated	# Known Outcomes	Total # Employed Full-Time ^{1, 5}	Total # Employed Part-Time ^{2, 5}	# Admitted to Grad School	# Planning on Grad School ³	# Seeking Employment	# Military Service	# Out of Job Market ⁴	# Service
Nursing	4	1	0 0.0%	0 0.0%	0 0.0%	0 0.0%	1 100.0%	0 0.0%	0 0.0%	0 0.0%

Degree: **PhD**
 College: **SOCIAL WORK**

	Total Number Graduated	# Known Outcomes	Total # Employed Full-Time ^{1, 5}	Total # Employed Part-Time ^{2, 5}	# Admitted to Grad School	# Planning on Grad School ³	# Seeking Employment	# Military Service	# Out of Job Market ⁴	# Service
Social Work	20	0	0 0.0%	0 0.0%	0 0.0%	0 0.0%	0 0.0%	0 0.0%	0 0.0%	0 0.0%

Degree: **PhD**
 College: **VETERINARY MEDICINE**

	Total Number Graduated	# Known Outcomes	Total # Employed Full-Time ^{1, 5}	Total # Employed Part-Time ^{2, 5}	# Admitted to Grad School	# Planning on Grad School ³	# Seeking Employment	# Military Service	# Out of Job Market ⁴	# Service
Veterinary Medicine	81	1	0 0.0%	0 0.0%	1 100.0%	0 0.0%	0 0.0%	0 0.0%	0 0.0%	0 0.0%

Notes

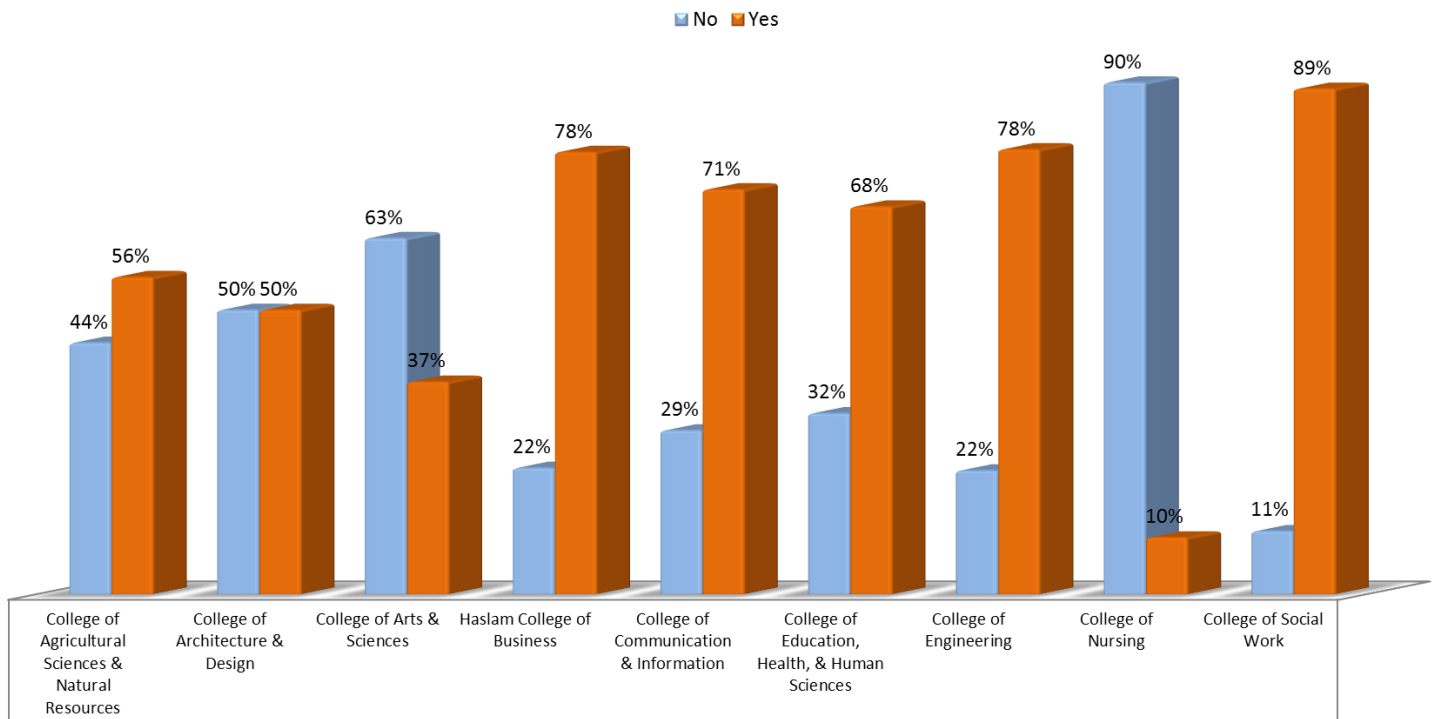
- Employed Full-Time** - The number and percentage of graduates that are employed full time, including entrepreneurs, on temporary/contract work assignment, freelancers, those in postgraduate internships or fellowships, and other work categories.
- Employed Part-Time** - Same categories as Employed Full-Time, but employed for less than 30 hours per week.
- Planning on Grad School** - The number of graduates reported as 'Seeking Continuing Education' plus graduates reported as 'Exam Preparation'.
- Out of Job Market** - The number of graduates not seeking employment or continuing education.
- The denominator used for these calculations is the # of Students with a known status.

For additional information on doctoral students, contact the Graduate School for Survey of Earned Doctorates data.

First-Destination Information Internships

Of the 672 students that answered whether they completed an internship or co-op, 67% (450 students) reported they did while 33% (222 students) reported they did not. Of the 450 students who reported completion of an internship or co-op, 45.1% reported utilizing the Center for Career Development. Below is the percentage by college:

Internships Completed by 2015-16 Graduating Bachelor's*



****This was not a required question on the outcomes survey.***

First-Destination Information

Full Time Salaries Accepted by 2015-2016 Graduates

<i>BACHELORS College/Major</i>	# of Salaries (Full-Time Employed)	Salary High	Salary Low	Salary Mean 2015-2016	Salary Mean 2014-2015	Salary Mean 2013-2014
AGRICULTURAL SCIENCES & NATURAL RESOURCES	44 (75.9%)	60000	12000	39325	39591	44482
Agr Sci Nat Res Explorat Track	1 (100%)	30000	30000	30000	NA	NA
Agricultural Leadership, Education, & Communication	2 (100%)	38000	37000	37500	50000	34500
Animal Science	15 (100%)	51500	12000	37532	35433	37500
Biosystems Engineering	0 (0%)	0	0	0	54250	55690
Environmental & Soil Sciences	7 (100%)	60000	38000	47029	40000	45125
Food & Agricultural Business	2 (100%)	24960	24000	24480	48333	42300
Food, Science, & Technology	7 (87.5%)	52360	40000	46480	43750	45120
Forestry	0 (0%)	0	0	0	30000	26000
Natural Resource & Environmental Economics	0 (0%)	0	0	0	NA	55000
Plant Sciences	4 (100%)	40000	31000	37750	27000	34000
Wildlife & Fisheries Science	6 (40.0%)	50000	15000	34633	30648	52000
ARCHITECTURE & DESIGN	19 (90.5%)	52500	24000	41316	39975	40333
Architecture	13 (66.7%)	52500	26000	42385	40250	40333
Interior Design	6 (100%)	50000	24000	39000	37500	NA
ARTS & SCIENCES	69 (30.1%)	90000	15080	36259	35353	38508
Anthropology	3 (6.8%)	63000	26000	42333	35100	45000
Art	0 (0%)	0	0	0	28400	NA
Arts & Sciences Exploratory Track	1 (100%)	50000	50000	50000	NA	NA
Biological Sciences	8 (61.5%)	60000	19760	32090	32119	36269
Chemistry	0 (0%)	0	0	0	37304	NA
College Scholars Program	0 (0%)	0	0	0	23858	NA
Economics	7 (25.0%)	62000	26000	39849	49000	NA
English	4 (5.3%)	54500	28600	40235	30908	38000
Geography	1 (100%)	46916	46916	46916	30000	37500
Geology	0 (0%)	0	0	0	NA	30160
Graphic Design	1 (100%)	32000	32000	32000	38267	NA
History	3 (75.0%)	35000	30000	32226	38103	25000
Interdisciplinary Studies	4 (100%)	48500	20800	30845	45250	NA
Mathematics	2 (100%)	50000	33200	41600	51625	36200
Modern Foreign Languages & Literatures	0 (0%)	0	0	0	33040	40667
Music	1 (50.0%)	20800	20800	20800	28000	30040
Physics	0 (0%)	0	0	0	28500	68500
Political Science	11 (100%)	90000	29120	44147	40836	45500
Psychology	15 (83.3%)	45000	15080	30345	27584	37000
Sociology	4 (66.7%)	45000	17680	31170	38554	60000
Statistics	1 (100%)	68600	68600	68600	43000	NA
Studio Art	1 (100%)	31200	31200	31200	50600	27700
Theatre	2 (100%)	26000	20000	23000	30000	70000

<i>BACHELORS College/Major</i>	# of Salaries (Full-Time Employed)	Salary High	Salary Low	Salary Mean 2015-2016	Salary Mean 2014-2015	Salary Mean 2013-2014
HASLAM COLLEGE OF BUSINESS	281 (50.4%)	80000	19760	47737	47353	49613
Accounting	20 (39.2%)	65000	25000	45537	45882	49162
Business Analytics	25 (58.1%)	80000	20800	50557	48532	54318
Economics	5 (31.2%)	58000	27000	41108	48750	45727
Finance	27 (50.0%)	75000	23928	46224	50118	52824
Human Resource Management	13 (48.1%)	53000	35984	43430	47000	36227
Logistics	3 (30.0%)	65000	45000	55000	NA	NA
Management	18 (43.9%)	53000	24000	39605	40027	52608
Marketing	43 (50.6%)	68000	19760	41286	37379	41825
Public Administration	2 (66.7%)	35000	20800	27900	44333	NA
Statistics	1 (100%)	33000	33000	33000	NA	NA
Supply Chain Management	124 (54.9%)	80000	26000	52252	51724	51390
COMMUNICATION & INFORMATION	43 (38.4%)	58000	20000	34100	31513	40512
Advertising	3 (27.3%)	49920	32000	40640	31209	55000
Communication Studies	20 (41.7%)	58000	25000	37016	36064	35750
Journalism & Electronic Media	9 (29.0%)	35000	22880	29320	30600	45167
Public Relations	11 (50.0%)	43000	20000	30927	25144	37376
EDUCATION, HEALTH & HUMAN SCIENCES	15 (18.8%)	46000	20800	35752	30858	39237
Child & Family Studies	2 (100%)	38362	35000	36681	26000	40000
Hotel, Restaurant, & Tourism	4 (11.1%)	46000	32000	38250	34686	35360
Kinesiology	2 (20.0%)	40000	20800	30400	25456	37000
Nutrition	0 (0%)	0	0	0	21840	NA
Recreation & Sport Management	5 (35.7%)	42000	29120	33464	31430	37650
Retail & Consumer Sciences	1 (9.1%)	45000	45000	45000	37520	47000
Special Education	1 (33.3%)	36800	36800	36800	28000	NA
ENGINEERING	140 (63.1%)	110000	30555	63358	59860	57933
Aerospace Engineering	2 (100%)	59028	59000	59014	58165	53683
Biomedical Engineering	0 (0%)	0	0	0	51100	43250
Chemical Engineering	23 (79.3%)	90000	45760	69837	67848	68414
Civil Engineering	25 (71.4%)	70000	42000	55014	50381	49958
Computer Engineering	2 (33.3%)	110000	65000	87500	61849	50667
Computer Science	15 (46.9%)	83000	40000	65753	66655	60625
Electrical Engineering	13 (68.4%)	76200	60000	65585	61083	62641
Industrial Engineering	14 (77.8%)	71000	60000	65714	59636	59757
Materials Science & Engineering	0 (0%)	0	0	0	60667	51050
Mechanical Engineering	41 (58.6%)	99000	33280	61953	63285	58870
Nuclear Engineering	5 (62.5%)	70000	30555	59311	55605	57048
NURSING	20 (100%)	61360	21528	42911	48836	44913
SOCIAL WORK	6 (75.0%)	52000	18720	33810	31928	38667

Bachelor's Median: \$47,669

Bachelor's Mean: \$47,000

MASTERS College/Major	# of Students	High	Low	Mean 2015-2016	Mean 2014-2015	Mean 2013-2014
AGRICULTURAL SCIENCES & NATURAL RESOURCES	14 (6.6%)	70000	36900	53543	42334	54784
Agricultural and Resource Economics	2 (0.9%)	70000	60000	65000	40375	50000
Agricultural Leadership, Education, & Communication	1 (0.5%)	39500	39500	39500	17600	NA
Animal Science	1 (0.5%)	39200	39200	39200	42120	NA
Biosystems Engineering	1 (0.5%)	55000	55000	55000	NA	NA
Entomology & Plant Pathology	1 (0.5%)	42000	42000	42000	NA	36251
Environmental and Soil Science	0 (0.0%)	NA	NA	NA	NA	65750
Food Safety	1 (0.5%)	60000	60000	60000	NA	NA
Food Science and Technology	4 (1.9%)	70000	54000	64000	50000	46700
Plant Sciences	3 (1.4%)	65000	36900	46633	60000	43000
Wildlife and Fisheries Science	1 (0.5%)	48000	48000	48000	NA	NA
ARCHITECTURE & DESIGN	4 (1.9%)	42000	38500	41125	44875	NA
Architecture	3 (1.4%)	42000	42000	42000	38750	NA
Landscape Architecture	1 (0.5%)	38500	38500	38500	51000	NA
ARTS & SCIENCES	6 (2.8%)	80000	39520	50920	61773	62018
Anthropology	0 (0.0%)	NA	NA	NA	350000	NA
English	0 (0.0%)	NA	NA	NA	38500	NA
Chemistry	3 (1.4%)	45000	39520	41507	NA	75000
College Student Personnel	6 (2.8%)	45000	32000	38333	NA	NA
Geography	0 (0.0%)	NA	NA	NA	42160	46800
Geology	1 (0.5%)	53000	53000	53000	NA	87000
History	0 (0.0%)	NA	NA	NA	47000	NA
Mathematics	2 (0.9%)	80000	48000	64000	54667	50163
Modern Foreign Languages	0 (0.0%)	NA	NA	NA	36000	35000
Music	0 (0.0%)	NA	NA	NA	38400	NA
Physics	0 (0.0%)	NA	NA	NA	80000	NA
Psychology	0 (0.0%)	NA	NA	NA	23000	NA
Public Administration	0 (0.0%)	NA	NA	NA	48636	NA
Statistics	0 (0.0%)	NA	NA	NA	NA	90000
Studio Art	0 (0.0%)	NA	NA	NA	NA	NA
Theatre	0 (0.0%)	NA	NA	NA	47500	NA
BUSINESS (Analytics)**	29	124000	58000	80800	78900	73300
BUSINESS (MACC)**	96	70000	48000	52534	51925	51076
BUSINESS (MBA)**	83%*	135000	42500	79137	79407	76351
Business Administration	0%*	NA****	NA****	NA****	67367	NA
Business Analytics	100%*	NA****	NA****	NA****	NA	64786
Dual Degree***	88%	117500	54000	74088	83694	71367
Finance	86%	65000	55000	58500	69333	63167
Human Resource Mgmt.	NA	NA	NA	NA	NA	85796
Marketing	80%	100000	50000	67500	76058	77500
Supply Chain Mgmt.	87%	135000	42500	87275	88250	85796
COMMUNICATION & INFORMATION	6 (2.8%)	68000	28000	43500	44305	NA
Communication and Information	1 (0.5%)	40000	40000	40000	41200	NA
Information Sciences	5 (2.4%)	68000	28000	44200	45081	NA

MASTERS <i>College/Major</i>	# of Students	High	Low	Mean 2015-2016	Mean 2014-2015	Mean 2013-2014
EDUCATION, HEALTH & HUMAN SCIENCES	39 (18.5%)	87800	26000	42769	42493	36907
Child & Family Studies	0 (0.0%)	NA	NA	NA	37861	42323
College Student Personnel	0 (0.0%)	NA	NA	NA	36967	NA
Counseling	2 (0.9%)	40000	32000	36000	36624	34707
Education	0 (0.0%)	NA	NA	NA	40900	NA
Educational Psychology	1 (0.5%)	50000	50000	50000	NA	NA
Educational Psychology & Research	1 (0.5%)	55000	55000	55000	NA	NA
Kinesiology	3 (1.4%)	53000	40000	46500	39000	NA
Nutrition	6 (2.8%)	87800	30888	49758	52040	42000
Public Health	1 (0.5%)	40174	40174	40174	49850	NA
Recreation & Sport Management	6 (50%)	48000	26000	44400	72421	33000
Teacher Education	7 (3.3%)	42000	41800	41900	38457	NA
ENGINEERING	41 (19.4%)	130000	35000	62911	69354	68294
Aerospace Engineering	1 (0.5%)	47000	47000	47000	NA	NA
Aviation Sys	0 (0.0%)	NA	NA	NA	58000	NA
Engineering - Biomedical	0 (0.0%)	NA	NA	NA	NA	60008
Engineering - Chemical	0 (0.0%)	NA	NA	NA	67800	103000
Civil Engineering	16 (7.6%)	65000	41600	51600	53080	51220
Computer Engineering	3 (1.4%)	110000	48000	81667	61000	72000
Computer Science	0 (0.0%)	NA	NA	NA	82900	90000
Engineering - Electrical	0 (0.0%)	NA	NA	NA	77875	61000
Environmental Engineering	1 (0.5%)	69000	69000	69000	58333	70000
Industrial Engineering	7 (3.3%)	130000	35000	67143	92800	NA
Mechanical Engineering	3 (1.4%)	78000	62000	72467	65703	NA
Nuclear Engineering	5 (2.4%)	80000	62800	70138	71833	NA
Nuclear Criticality Safety	0 (0.0%)	NA	NA	NA	90000	NA
Materials Science & Engineering	3 (1.4%)	65000	65000	65000	60000	NA
Reliability & Maintainability	0 (0.0%)	NA	NA	NA	110000	NA
NURSING	0 (0.0%)	NA	NA	NA	103507	83313
SOCIAL WORK	4 (1.9%)	43337	35360	39349	40120	NA
DOCTORAL <i>College/Major</i>	# of Students	High	Low	Mean 2015-2016	Mean 2014-2015	Mean 2013-2014
AGRICULTURAL SCIENCES & NATURAL RESOURCES	5 (8.3%)	81500	45000	62100	53463	NA
Biosystems Engineering	1 (1.7%)	81500	81500	81500	NA	NA
Food Science and Technology	2 (3.3%)	70000	60000	65000	62500	NA
Natural Resources	0 (0.0%)	NA	NA	NA	58850	NA
Plants, Soils & Insects	2 (3.3%)	54000	45000	49500	30000	NA
ARTS & SCIENCES	14 (23.3%)	80000	36000	53536	54333	65646
Anthropology	0 (0.0%)	NA	NA	NA	30000	NA
Biochemistry, Cellular & Molecular Biology	1 (1.7%)	40000	40000	40000	38000	NA
Chemistry	1 (1.7%)	60000	60000	60000	57167	65830
Ecology & Evolutionary Biology	0 (0.0%)	NA	NA	NA	68333	60000
English	0 (0.0%)	NA	NA	NA	69167	NA
Geography	1 (1.7%)	60000	60000	60000	NA	32000
Geology	1 (1.7%)	43000	43000	43000	63667	62000
History	1 (1.7%)	36000	36000	36000	36000	NA
Life Sciences	2 (3.3%)	58000	51000	54500	38750	NA

DOCTORAL College/Major	# of Students	High	Low	Mean 2015-2016	Mean 2014-2015	Mean 2013-2014
ARTS & SCIENCES (continued)	14 (23.3%)	80000	36000	53536	54333	65646
Mathematics	3 (5%)	80000	50500	64167	50000	75000
Microbiology	1 (1.7%)	50000	50000	50000	42000	NA
Modern Foreign Languages	0 (0.0%)	NA	NA	NA	41000	NA
Philosophy	0 (0.0%)	NA	NA	NA	34000	NA
Physics	1 (1.7%)	36000	36000	36000	50750	70929
Political Science	0 (0.0%)	NA	NA	NA	110000	NA
Psychology	1 (1.7%)	60000	60000	60000	55667	NA
Sociology	1 (1.7%)	63000	63000	63000	56000	NA
Anthropology	0 (0.0%)	NA	NA	NA	30000	NA
Biochemistry, Cellular & Molecular Biology	1 (1.7%)	40000	40000	40000	38000	NA
Chemistry	1 (1.7%)	60000	60000	60000	57167	65830
Ecology & Evolutionary Biology	0 (0.0%)	NA	NA	NA	68333	60000
English	0 (0.0%)	NA	NA	NA	69167	NA
Geography	1 (1.7%)	60000	60000	60000	NA	32000
Geology	1 (1.7%)	43000	43000	43000	63667	62000
History	1 (1.7%)	36000	36000	36000	36000	NA
Life Sciences	2 (3.3%)	58000	51000	54500	38750	NA
Mathematics	3 (5%)	80000	50500	64167	50000	75000
Microbiology	1 (1.7%)	50000	50000	50000	42000	NA
Modern Foreign Languages	0 (0.0%)	NA	NA	NA	41000	NA
Philosophy	0 (0.0%)	NA	NA	NA	34000	NA
Physics	1 (1.7%)	36000	36000	36000	50750	70929
Political Science	0 (0.0%)	NA	NA	NA	110000	NA
Psychology	1 (1.7%)	60000	60000	60000	55667	NA
Sociology	1 (1.7%)	63000	63000	63000	56000	NA
HASLAM COLLEGE OF BUSINESS	4 (6.7%)	83496	65000	75880	113563	NA
Accounting	0 (0.0%)	NA	NA	NA	182000	NA
Business Administration	2 (3.3%)	82024	65000	73512	165000	NA
Economics	1 (1.7%)	83496	83496	83496	74286	NA
Finance	0 (0.0%)	NA	NA	NA	145750	NA
Industrial & Organization Psychology	1 (1.7%)	73000	73000	73000	NA	NA
Management Science	0 (0.0%)	NA	NA	NA	50000	NA
Supply Chain Management	0 (0.0%)	NA	NA	NA	135000	NA
COMMUNICATION & INFORMATION	2 (3.3%)	63000	54000	58500	53833	NA
Communication and Information	2 (3.3%)	63000	54000	58500	50750	NA
Communication Studies	0 (0.0%)	NA	NA	NA	60000	NA
EDUCATION, HEALTH & HUMAN SCIENCES	7 (11.7%)	62500	42000	52643	51950	NA
Child & Family Studies	1 (1.7%)	45000	45000	45000	NA	NA
Counselor Education	1 (1.7%)	57000	57000	57000	52400	NA
Education	3 (5%)	62500	42000	51833	50000	NA
Educational Psychology & Research	1 (1.7%)	55000	55000	55000	NA	NA
Higher Education Administration	0 (0.0%)	NA	NA	NA	53000	NA
Kinesiology and Sports Studies	1 (1.7%)	56000	56000	56000	NA	NA
ENGINEERING	27 (45%)	130000	40000	79719	78257	78032
Aerospace Engineering	1 (1.7%)	78500	78500	78500	93500	NA
Biomedical Engineering	3 (5%)	70000	62000	66000	NA	NA
Chemical Engineering	2 (3.3%)	106000	76000	91000	60667	58250

DOCTORAL College/Major	# of Students	High	Low	Mean 2015-2016	Mean 2014-2015	Mean 2013-2014
ENGINEERING (continued)	27 (45%)	130000	40000	79719	78257	78032
Civil Engineering	1 (1.7%)	40000	40000	40000	74000	NA
Computer Engineering	2 (3.3%)	100000	100000	100000	110000	100000
Computer Science	2 (3.3%)	107000	80000	93500	100000	105000
Electrical Engineering	6 (10%)	102000	85000	92250	95875	81001
Energy Science & Engineering	1 (1.7%)	72000	72000	72000	62000	NA
Industrial Engineering	2 (3.3%)	70000	45000	57500	110000	NA
Materials Science & Engineering	4 (6.7%)	130000	50000	81600	68039	60000
Mechanical Engineering	2 (3.3%)	76125	73000	74563	66250	70000
Nuclear Engineering	2 (3.3%)	112000	44400	78200	80560	95000
Engineering Science	0 (0.0%)	NA	NA	NA	NA	95000
LAW	0 (0.0%)	NA	NA	NA	55500	NA
NURSING	0 (0.0%)	NA	NA	NA	105000	60000
SOCIAL WORK	0 (0.0%)	NA	NA	NA	66000	NA

*Haslam College of Business Administration Master’s data collected using percentage rather than number of students.

**Master’s Analytics, MACC and MBA numbers were obtained from Haslam College of Business. Different collection methods and data are used for reporting.

***Dual degrees include JD/MBA, MBA/MS Engineering, MBA/MS Business Analytics, MBA/MS Sport Management.

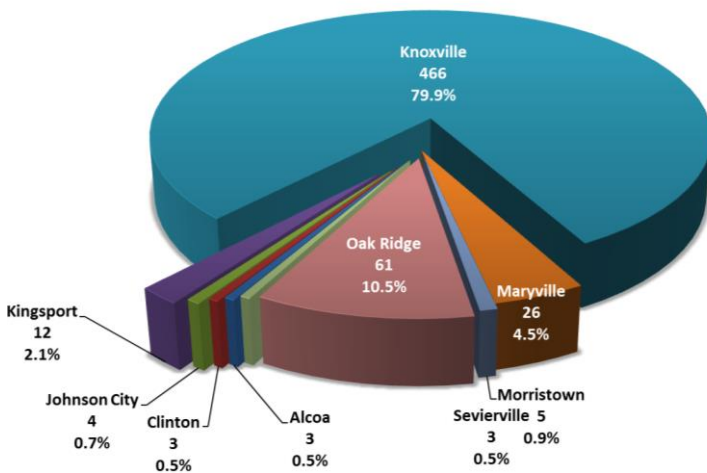
****MBACSEA Standards requires a minimum of 3 data points to report salary, category did not meet required threshold.

These salary figures represent job offers accepted following graduation. They do not represent salaries for all students who accepted jobs because some students choose not to disclose salary figures. The number reported does not include students going on to graduate school, students still seeking employment or part-time employment. All salary data is self-reported by student and/or employer.

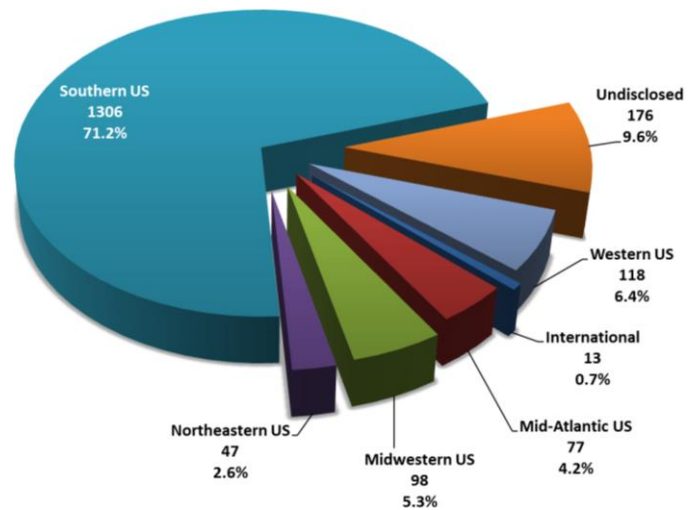
First-Destination Information Geographical Distribution of Full-time Employed Graduates 2015-2016

	In-state	In-state %	Out-of-state	Out-of-state %	Undisclosed	Undisclosed %	Grand Total
Agricultural Sciences & Natural Resources	47	51.6%	28	30.8%	16	17.6%	91
Architecture & Design	14	53.8%	12	46.2%	0	0.0%	26
Arts & Sciences	115	46.9%	37	15.1%	93	38.0%	245
Haslam College of Business	394	55.1%	285	39.9%	36	5.0%	715
Communication & Information	97	75.8%	30	23.4%	1	0.8%	128
Education, Health, & Human Sciences	84	63.6%	43	32.6%	5	3.8%	132
Engineering	199	51.7%	171	44.4%	15	3.9%	385
Nursing	69	75.0%	14	15.2%	9	9.8%	92
Social Work	15	78.9%	3	15.8%	1	5.3%	19
Totals	1034	56.4%	623	34.0%	176	9.6%	1833

Full-time Employment in the Greater Knoxville Area Reported by 2015-16 Graduates



Geographical Distribution of Full-time Employed 2015-16 Graduates



Region Key:

Northeastern US Region: Connecticut, District of Columbia, Delaware, Maine, Maryland, Massachusetts, New Hampshire, New Jersey, New York, Pennsylvania, Rhode Island, Vermont.

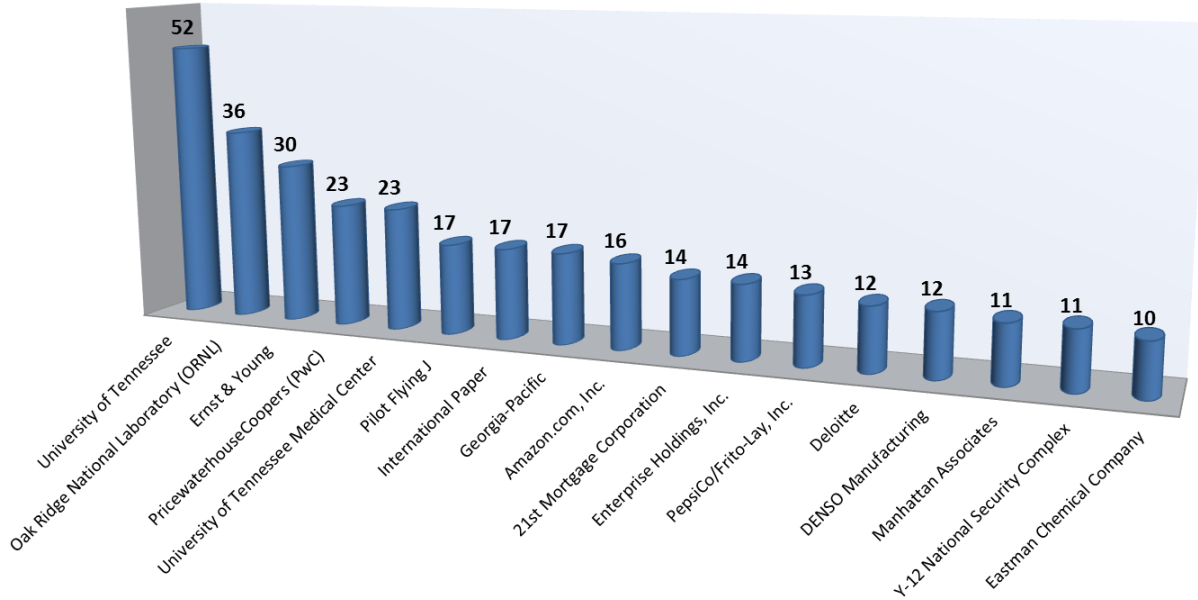
Midwestern US Region: Illinois, Indiana, Iowa, Kansas, Michigan, Minnesota, Missouri, Nebraska, North Dakota, Ohio, Oklahoma, South Dakota, Wisconsin.

Southern US Region: Alabama, Arkansas, Florida, Georgia, Kentucky, Louisiana, Mississippi, North Carolina, South Carolina, Tennessee, Texas, Virginia, West Virginia.

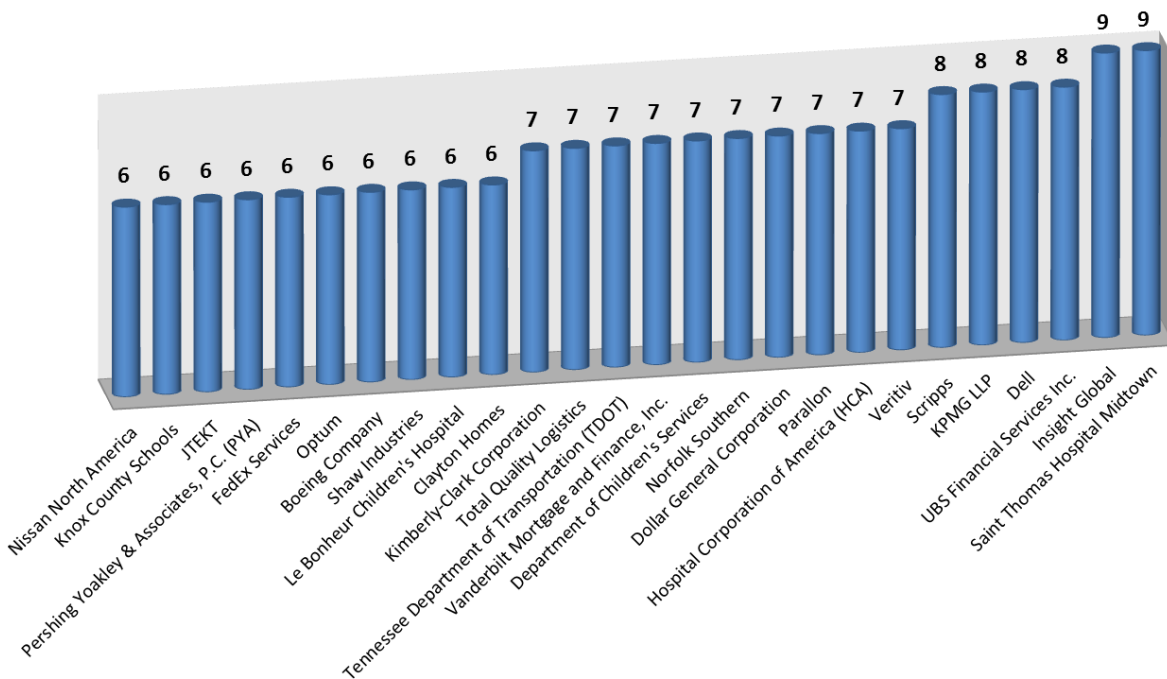
Western US Region: Alaska, Arizona, California, Colorado, Hawaii, Idaho, Montana, Nevada, New Mexico, Oregon, Utah, Washington, Wyoming.

**Reported Full-time Hires by Organization for 2015-2016 Graduates
Data Collected on 1.24.2017**

Employers Reporting 10+ Full-time Hires



Employers Reporting 6+ Full-time Hires



Additionally, AT&T, Cellular Sales, Cisco Systems, Crowe Horwath LLP, Hankook Tire, Jewelry Television (JTV), KraftCPAs PLLC, Mars Petcare, Saint Thomas West Hospital, SunTrust Banks, Inc., TriStar Centennial Medical Center and Tyson Foods each reported five full-time hires for the graduating 2015-2016 class.

All Reported Hiring Organizations 2015-2016

#

1180 WVZ
20|20 Research
21st Mortgage Corporation
24 Hour Fitness
490 BioTech
84.51

A

A. Alexander & Co., Inc.
ABF Freight
ABS Consulting Inc.
Abuelo's Mexican Food Restaurant
Academy Sports and Outdoors
Acadia Village Behavioral Health
Accenture
Ace Biomedical
Actuarial Consulting Group
Adams Pediatric Dentistry
ADP
Adrenaline Inc.
Advance Auto Parts
Advanced Catalyst Systems, LLC
Advanced Micro Devices (AMD)
AECOM
Aerogen
Aerospace Testing
Allegheny Valley Hospital
Alliance/Arnold Engineering
Developing Complex
Aerostar SES LLC
Aerotek
AESSEAL Inc.
Agmark Logistics, LLC
Agri-Cover, Inc.
Alcoa
ALDI
Aleris
Alevo Analytics
Alfred Benesch & Company
AllClear ID
Allstate
Aloft Jacksonville Tapestry Park
Alpha Industries Inc.
Altar'd State
Altsom/ GE Global Operations
Amazon.com, Inc.
Amberwood Construction
American Cinema Editors
American Income Life Insurance Company
Analysis & Measurement Services Corporation (AMS)
Anderson County Schools
Angela Floyd Schools
Ann Taylor Loft
Anthropologie
Aon
APL
ARA, Inc.
Aramark
ARC
ARC Automotive Inc.

Arcadis
Archer Daniels Midland
AREVA
ARG Professional Staffing
Argonne National Laboratory
ARIES Energy
Arkis Biosciences
Armstrong Relocation
Arnold Airforce Base
Arnold Engineering Development Center (AEDC)
Arquitectonica
Ascension Health
Assessment, Consulting, Representation and Training (ACRT)
Aston Business Services
Asurion
AT&T
ATC Nuclear
Atlas Concorde USA
Atos
Audubon- Maine
Auralation LLC
Austin College
Austin Peay State University
Austrian Science Fund (FWF)
Auto-Owners Insurance
AutoZone
Avery Dennison Corporation
Axle Logistics

B

B&W Y12
Babalu Tapas & Tacos
Babies"R"Us
Bactolac Pharmaceuticals
BAE Systems
Baker Sullivan Hoover PLC
BankUnited
Baptie and Company
Baptist Memorial Hospital
Barge Waggoner Sumner & Cannon, Inc.
Barker & Christol, LLC
Barre3
Battelle Memorial Institute
Bausch & Lomb
Baylor Health Care System
Bechtel Corporation
Beck's Hybrids
Belew Drugs
Belk, Inc.
Benefits, Inc.
Benesch Law
Best Buy
Best Property Rental
Beverage Control Inc.
BiT Dealership Software, Inc.
Blackbaud
Blackberry Farm
Blackhorse Pub & Brewery
Blalock and Sons
Blephex

B-Line Medical
Bliss Bridal
Bliss Home and Arts
Blount Memorial Hospital
Blue Point Brewing Company
Boeing Company
Bon Secours
Bonded Filter Company
Boys and Girls Club
BPCM
BPV Capital Management - Back Porch Vista
Branch Banking and Trust (BB&T)
Bravo Brio Restaurant Group
Brian Evans
Bridgestone Manufacturing Company
Broadcast Music, Inc.
Brooksource
Brudis & Associates, Inc.
BT Group plc
Buckeye Cleaning Center
Burkes Outlet
Burlington Coat Factory
Bush Brothers & Co

C

C.H. Robinson
C.W. Matthews Contracting Co.
Cabot Corporation
Cadence Design Systems
Cadre 5LLC
Caesars Entertainment Corporation
Cafe 4
Caleres, Inc.
California State University, Fresno
Calsonic Kansei North America, Inc.
Calvalry Logistics
Camp Runoia
Campbell Clinic Orthopedics
Canadian Air Force
Cannon & Cannon, Inc.
Cape May Stage
Cape Reserve
CapGemini Consulting
Capstone Mechanical
Capstone Pediatrics
Care.com
Cargill
Carilion Clinic
Carlisle & Gallagher
Carnegie Mellon University
Carolina Ale House
Carolina Landscapes Inc.
Carter's, Inc.
Case Farms
Cassetty Architecture
Caterpillar Financial Services
Cato Corporation
CDW Corporation
Cellular Sales
Celtig, Inc.
Cenergistic
Center for Army Analysis (CAA)
Centers for Disease Control and Prevention (CDC)
Century 21
Cerner Corporation
CGI
CGS Administrators, LLC
Chairmans Foods LLC
Chamberlain College of Nursing
Champion Therapy
Chanteclair Farm
Charles C. Sherrod Library
Charles Pennington, Jr.
Chartwell Hospitality LLC
Chasing Eden Photography
Chatham County Health Department
Chattanooga State Community College
Chattem, Inc.
Cheddar's Scratch Kitchen
Cheekwood Botanical Gardens and Museum of Art
Cheesecake Factory (The)
Chewy.com
CHI Memorial
Chicago Bridge & Iron Company (CB&I)
Child Development Associate (CDA)
Childhelp
Chop House (The)
Christie Digital Systems
Cigna
Cintas
Circle Burger Corp
Cisco Systems
Citadel, The Military College of South Carolina (The)
City of Chattanooga
Civil & Environmental Consultants, Inc.
Clarity Solutions Group
Clarksville-Montgomery County School System
Classy.org
Clayton Bank and Trust
Clayton Homes
Cleveland State Community College
CNA Financial
CNN (Cable News Network)
Coca-Cola Bottling Company Consolidated
Colorado School of Mines
Comdata
Commerce Construction Corporation
Community Mediation Services
Conair Corporation
Concord Christian School
Concord Marina

Final Report January 31, 2017

Consolidated Electrical
Distribution
Consolidated Nuclear Security
Constellium Rolling Products
Contemporary Media, Inc.
Conversion Properties Inc.
Convoy Solutions, LLC
Cornerstone Systems
Corporate Communications
Resources, LLC
Council of Social Concern
Courtyard by Marriott
Covenant Health
Covenant Transport
Coyote Logistics LLC
Crawford Photos
Crescent Bend House & Gardens
Crowe Horwath LLP
Cru Bistro & Wine Bar
Cummins Inc.
Curb
CWhitt Customs

D

Daily Times Newspaper
DairiConcepts, LP
Dan Brown and Associates
Danny Herman Trucking Inc.
Davidson Hotels & Resorts
Day & Zimmermann
Decision Resources Group
Delek US Holdings, Inc.
DeLeon & Primmer
Delhaize Group
Dell
Deloitte
Dennis Group, LLC (The)
DENSO Manufacturing
Department of Children's
Services
Department of Public Safety
DeRoyal
Design Workshop
DesignSensory
Devils' Barbeque Brewery Co
Dewhirst Properties
DHL Supply Chain
Diamond Baseball
Dieffenbach & Hritz, LLC
Digital Benefit Advisors
Disney Vacation Planners at Walt
Disney
Dixon Hughes Goodman
Dock & Dock LLC
Dollar General Corporation
Dolly Parton's Dixie Stampede
Dollywood
Dominion Virginia Power
Doubletree by Hilton
Dow Jones
DPRA
DSC Logistics
Duke Energy
Dunavant Logistics Group, LLC
Duncan Automotive
Duncan Farms
Dura-Line

Duval County Public Schools
Dwell Design Studio

E

E & J Gallo Winery
Earl Swensson Associates (ESa)
Earthadelic
East Tennessee Children's
Hospital
Eastern Michigan University
Eastman Chemical Company
Eatherly Construction
Eaton Corporation
Eco-Energy LLC
EDP Biotech Corporation
EggerForest Products
Egwani Farms
Einhorn Yaffee Prescott
Elavon Inc.
Electric Power Research Institute
Electron Funds Source, LLC
eLEND
Elliott Davis Decosimo
Emerson Process Management
EMJ Corporation
Emory University
Emory Valley Center
Energy Transfer
Infinity Engineering
Engineering & Testing Solutions
Engineering Forensics Group
EnSafe
Enterprise Holdings, Inc.
Environmental Abatement, Inc.
(EAI)
Epic Systems Corporation
Episcopal Diocese of Costa Rica
ERC Kennedy Space Center
Erie Insurance Group
Erlanger Health System
Ernst & Young
Ettain Group
Event Planning Servicing Co
EventBooking
Everett Jones
Evergreen Packaging
Exelon
Expeditors International
Express Professional
ExxonMobil
Eze Software Group

F

Fairfax County, Virginia
Family Care Center
Farmers Insurance Group
Federal Bureau of Investigation
(FBI)
Federal Reserve System
FedEx Services
Feintool
Ferguson Enterprises
FGS, LLC
Fiat Chrysler Automobiles (FCA)
Fifth Third Bank
FIGG Bridge
Financial Services

First Citizens Bank
First Tennessee Bank
Fitchburg State University
Flavor Catering & Special
Flexworx
FLM+
Florida Department of
Environmental Protection
Florida Institute of Technology
Food City
Ford Motor Company
Fort Bend County Museum
Fort Defiance Industries
Fort Lewis College TRIO Upward
Bound
Fort Sanders Fitness Center
Fort Sanders Regional
Fox Moving and Storage
Fox Sports Radio
Franklin Covey
Freedom Chiropractic
Friends of the Knox County
Public Library
Full Service BBQ
Functional Pathways
Fusion Academy
Fusion Art Glass
Fusion Labs

G

G7 Entertainment Marketing
GA DNR
Garmin International
Garner & Conner, PLLC
Garney Construction
Gatlinburg Convention and
Visitors Bureau
Gaylord Hotels
GE Global Research
GE Healthcare
GEICO
Gem Care Inc.
General Dynamics
General Electric
General Motors
Gensler
Geny Insurance Group, LLC
GEO Services, LLC
George Mason University
Georgia Department of Natural
Resources
Georgia Southern University
Georgia-Pacific
Girl Scouts of Middle Tennessee
Glenn E. Mitchell & Co., Inc.
Goddard Gunster, Inc.
Google
Grand Teton Lodge Company
Grant Thornton LLP
Gravity Networks, LLC
Graybar
Great Schools Partnership
Great Smoky Mountains
National Park
Green Earth Solar
Green Hills Pediatric Associates
Gresham, Smith and Partners

GTM Sportswear
Gymini Athletics

H

H&R Block
H.T. Hackney
Hanesbrands Inc.
Hankook Tire
Hardin Valley Academy
Hardin Valley Elementary School
Harrison Construction Company
Harvard University
Hayward Baker Inc.
HCTec Partners
HD Supply
H-E Parts International, LLC
Healing Hands Health Clinic
HealthStream
HealthTrust
Helen Ross McNabb
HigherVisibility
Highland Financial Group
Hilton Garden Inn
Hilton Knoxville
HMK Architects (Hinson Miller &
Kickirillo)
Holiday Inn
Holston Valley Medical Center
Home Depot
Honors Real Estate Services LLC
Hope College
Horizon Wine & Spirits
Hospital Corporation of America
(HCA)
Hu Xiang Commerce &
Circulation Co., Ltd
Hutchens & Associates
Hyster-Yale Group

I

IBM
ICON
iHeartMedia
Illinois Natural History Survey
Indiana University of
Pennsylvania
Indiana University, Bloomington
Informa Economics
Informa Investment Solutions
Information Control Company
(ICC)
ING-Learfield Ticket Solutions
Innovative Learning Solutions,
Inc.
Insight Global
Integration Point
Intel Corporation
Intelligent Logistics, Mainfreight
USA
Intermodal Cartage
International Paper
International Scholarship and
Tuition Services, Inc. (ISTS)
inVenture
IOActive, Inc.
Ipreo Private Capital Markets

J

J & L Marketing Inc.
J.B. Hunt Transport, Inc.
Jack Daniels/Brown Forman
Jackson National Life Insurance
Jacobs Engineering and Construction, LLC
Japan Atomic Energy Agency
JBS
JC Sales
Jewelry Television (JTV)
JK Moving Services
JNK Photography & Design
Jo Chicago
Joe Carr Senate Campaign
Johns Hopkins University
Johnson & Johnson
Johnson Controls
Jones Therapy Services
Joseph T. Ryerson & Son
JPMorgan Chase & Co.
JTEKT/Koyo Bearings
Jumpstart Health and Fitness
Jupiter Entertainment

K

Kappa Sigma Fraternity
Karins & Associates, Inc.
KaTom Restaurant Supply
Kellogg Company
Kennesaw State University
Kenworth Trucking Co.
Keurig Green Mountain
Keystone Business Solutions, LLC
KI
Kiewit Corporation
Kimberly-Clark Corporation
Kimley-Horn and Associates
Kingston Academy
Kirklands
Knox County Air Quality Management
Knox County Community Action Committee (CAC)
Knox County District Attorney
Knox County Health Department
Knox County Human Service Department
Knox County Schools
Knox County Tennessee
Knox Rail Salvage
Knoxville Chamber of Commerce
Knoxville Museum of Art
Knoxville Opera
Knoxville Orthopaedic Clinic (KOC)
Knoxville Police Department
Knoxville Symphony Orchestra
Knoxville Utilities Board (KUB)
Koehler Distribution Inc.
Kollmorgen
Komyo Logistics
KPMG LLP
Kraft Analytics LLC
KraftCPAs PLLC
Krispy Kreme
Kroger Co.

KSi Structural Engineers

L

Lakin Stearns Photography
Land Development Solutions
LandGrant Films
Landmark Properties
Law Office of James W. Friauf, PLLC
LBYPD
Le Bonheur Children's Hospital
Leadership Knoxville
Lease, Crutcher, Lewis
Legal Aid Society of Middle Tennessee and the Cumberland
Lewis Brothers Bakery
Lewis Group Architects
Lewisburg Printing Co
Lidl US
Lisega, Inc.
Little Diversified Architectural Consulting
LKQ Corporation
Lloyd's Electric Service, Inc.
Lockheed Martin
Logan Aluminum
Logistics Insight Corporation (Linc)
Long Hollow Baptist Ministry
Longhorn Steakhouse
Los Alamos National Laboratory
Lose & Associates, Inc.
Lowe's Companies, Inc.
Lusid Media
Luxottica
Lyft

M

M&W Logistics Group, Inc. (The)
MAA
MaineHealth
Mango's Decor & Co.
Manhattan Associates
Manitowoc Foodservice
Marco's Pizza
Mars Petcare
Marten Transport Ltd.
Martin Brower
Mary Kay Inc.
Maryville City Schools
MasterCraft Boats, Inc.
McGraw Hill Financial (S&P Ratings)
McKesson Corporation
McKinsey
MediaTree Marketing and Advertising
Medtronic
Meeting Expectations
Meigs Middle School
Memphis Athletic Ministry
Memphis Light Gas and Water
Memphis Redbirds, LLC
Merced County, CA
Mercedes-Benz USA
Meridian BioScience, Inc.
Merieux

Merrill Lynch
Mesa Associates, Inc.
Messer Construction
Methodist University Hospital
Metro Parks
Metropolitan Action Commission of Davidson County
Metropolitan Knoxville Airport Authority
Metropolitan Nashville Police Department
MGM Industries
Michael Broyles Photography
Michelin USA
Military Sealift Command
Milwaukee Bucks
MMA Creative and World Food Championships
MobileMoney
Modern Woodmen of America
Mondelez
Monroe Harding
Monsanto
Moore Ingram Johnson & Steele
Morco Geological Services
Moreland Altobelli Associates, Inc.
Moriyama & Teshima
Morris Creative Group
Morrison
Mossey Creek Technologies
Motivate Design
Mountain State Health Alliance
Moxley Carmichael
M-Tek, Inc.
Mueller Industries
Multimatic
Murdock Solon Architects
Murray State University
Muscular Dystrophy Assoc.
Music City Tents and Events

N

Nalco Champion
Nash Family Farms Tennessee
Nashville Entrepreneur Center
Nashville Predators Hockey
Nashville Public Library
Nashville Zoo
National Cheerleaders Association (NCA)
National Collegiate Athletic Association (NCAA)
National DCP, LLC
National HealthCare Corporation (NHC)
National Institutes of Health
National Partition
National Renewable Energy Laboratory
National Student Leadership Forum
Natural Resources Conservation Service (NRCS)
Naval Surface Warfare Center
Navigators (The)
NBZ Advisors

NeoGen
Neovia Logistics
Nestle Health Science
NetHope
New York Life Insurance Company
Newell Rubbermaid
nexAir, LLC
Next Sourcing Limited
nGROUP
Nielsen
NIMBioS
Nissan North America
NN, Inc.
Nolan Transportation Group
Nordstrom
Norfolk Naval Shipyard
Norfolk Southern
North Suburban Medical Center
North Wind Group
Northeast Daily Journal
Northrop Grumman
Northside Hospital
Northwestern Mutual
Northwestern University
Nourish Skin Studio
NovaCopy
Novinger, Ball and Zivi, P.C.
Nutanix
Nylen Dentistry

O

Oak Ridge Associated Universities (ORAU)
Oak Ridge National Laboratory (ORNL)
Obion County Public Library
O'Charley's
Ochsner Health System
Ohio Intermodal Services
Ohio State University
OHL
Oklahoma United Methodist Conference
Olin Chlor Alkali
Omicron Biochemicals Inc.
Omni Community Health
Omni Nashville Hotel
One Hope United
One Spirit Martial Arts
Onecbi, LLC
Open Arms Care
OpenText
Opera Solutions, LLC
Operator
Optum
Orbital ATK
Orgill Brothers, Inc.
ORNL Federal Credit Union
Osaro, Inc.
OSISOFT
Outdoor Gravity Park

P

Pacific Gas & Electric
PAE
Palo Alto Networks

Final Report January 31, 2017

Panalpina
Panda Restaurant Group
Parade Magazine
Parallon
Pariveda Solutions
Parkwest Medical Center
Pawtucket Red Sox
PCMS LLC
Pellissippi State Community College
Peninsula Hospital
Penske Truck Leasing
Pepperidge Farm
PepsiCo/Frito-Lay, Inc.
Performance Contracting Inc. (PCI)
Performance Trust Capital Partners
Peridot Promotions, Inc.
Pershing Yoakley & Associates, P.C. (PYA)
Personal Growth Counseling
Phase2micro
Phillips & Jordan, Inc.
PhysAssist Scribes
Pictsweet
Piedmont Hospital
PigeonForge.com
Pilgrim's Pride
Pilot Flying J
Pinkstaff, Simpson and Headrick
Plum Market
Plumline Services Inc.
PockitShip, Inc.
Polyone
Power Systems Inc.
Powers Hill Design
Precision Boilers
Preston Hotel
PricewaterhouseCoopers (PwC)
Process Results, Inc.
Procter & Gamble
Production Modeling Corporation
Professional Credential Services, Inc.
Progress Residential
Promat USA
Promontory Risk Review, LLC
Property Casualty Insurers Association of America
Publix
Pugh CPAs
PulteGroup, Inc.
Purdue University
PWP Structural Engineers
Pyxl

Q

Qorvo, Inc.
Quad/Graphics
Quest Global

R

R. R. Donnelley
Radio Systems Corporation

Ramsey, Thornton, & Barrett, PLC
RankdLocal
Raymond James Financial, Inc.
RCN Technologies
REA, Inc.
Red Arrow Industries
Red Hat
Red Lobster
Red Stag Fulfillment
Red Ventures
Regal Entertainment Group
Regency Retirement Village
Regional Forensic Center
Regions Bank
Resolute Forest Products
Results Physiotherapy
Rev.com
Reynolds, Smith & Hills (RS&H)
Rezult Technology
Richland Country Club
Ripley's Aquarium of the Smokies
River Street Architecture, LLC
RIVR Media
Roane State Community College
Robertson Marketing
Rock Top 10 Cinema
Rollins, Inc.
Romig Engineers, Inc.
Ronald Franks' Construction
RSM US LLP
Rubicon Global
Ruby Tuesday
Ruscitto Latham Blanton
Architectura P.A. (RLB)
Ryan
Ryder System, Inc.

S

S&ME, Inc.
Saddle Creek Logistics Services
Saint Francis Hospital
Saint Jude Children's Research Hospital
Saint Louis County Government
Saint Thomas Health
Salvation Army
Sam Dong America, Inc.
Sanderson Farms Inc.
Santè Analytics
Sapphire
Sarah Cannon Resource Advisors
Savannah College of Art and Design
Savannah River Remediation
Save-A-Lot
Savvi Formalwear
Schenectady County Public Health Services
Schneider Electric
Scholastic
Science Applications
International Corporation (SAIC)
Scott Brownrigg
Scripps
Sea Ray

Sea World
SealMaster
Sears Holdings
Security Walls LLC
SemTech Corporation
Senator Dolores Gresham
Senior Financial Group Inc.
Sequatchie Valley Electric Cooperative
Sequoyah Landscaping
Sertoma Center
ServiceSource
Sevier County Schools
Seymour Veterinary Clinic
Sharptop Cove - A Young Life Camp
Shaw Industries
Shelby County Schools
Shelton Communications Group
Sheridan Public Relations
Sherwin-Williams
Shine Early Learning
Siegwerk
Sintavia, LLC.
SKUPOS Inc.
SL Tennessee
SLAM Collaborative
Sleep Inn & Suites
Smarter Searches
Smith & Nephew
Smith Gee Studio
Smithfield Foods
SmithReed Asset Management
Social Security Administration
Society for Worldwide Interbank Financial Telecommunication (SWIFT)
Sonoco Products Company
South, Inc.
Southeastern Freight Lines
Southern Charm Jewelry
Southern Contractors, Inc.
Southern Nuclear Operating Company, Inc.
Southern Wine & Spirits
Southwest Airlines
Southwestern Advantage
Spectrum, Inc.
Speedway Motorsports, INC.
Springbot
Sprint
SRG Global
SRS Distribution Inc.
StandardAero
Stanford University
Stantec Consulting Services
Staples
Starbucks
Starr Regional Medical Center
State Farm Insurance
State of Tennessee
Stella Boutique
Stony Brook University Hospital
Strategic Healthcare Partners
StrategyCorps
Stretch Logistics
Studio Four Design, Inc.
Sumner Regional Medical Center

Sunlight Financial
Sunrise Community of TN Inc.
SunTrust Banks, Inc.
Swedish Medical Center
Synchro
Syntel

T

T&T Scientific
Taby Sim
Tampa General Hospital
Tarco
Target
Tarwater & Company, PC
Teach for America
TECH USA
TechMah, LLC
Techtronic Industries (TTI)
Tegna
TEKsystems
Telamon Corporation
Teledyne Brown Engineering
Tempur Sealy International, Inc.
TennEra
Tennessee Department of Transportation (TDOT)
Tennessee Department of Treasury
Tennessee Farmers Cooperative
Tennessee FFA Foundation, Inc.
Tennessee Legislation Service (TLS)
Tennessee Orthopaedic Clinic
Tennessee Republican Party
Tennessee State Bank
Tennessee Steel Haulers
Tennessee Technological University
Tennessee Valley Asset Management Partners (TVAMP)
Tennessee Valley Authority (TVA)
Tennessee Valley Coalition for the Homeless
Tennessee Vein Center
Tennova Healthcare
Terminus Real Estate
TerraCycle
Tesla
Texas Health Harris Methodist Hospital Fort Worth
Texas Instruments
Textron Aviation
TFE, inc.
THE DOOR
Third Bridge
Thompson & Litton
THR Construction
Timberland Harvesters
Time Warner Cable
TIS Insurance Services, Inc.
Toguna Agro Industries
Tom James Company
Tombras Group
Torch Technologies, Inc.
Total Quality Logistics

Final Report January 31, 2017

Touchstone Medical Imaging, LLC
Town of Jonesborough
Toyota Tsusho America
Tractor Supply Co.
Train
Trane
Transplace
Travelers Insurance
Tree Service Company
Trevecca Nazarene University
Trimech
Trinity Industries
TriStar Centennial Medical Center
Trojan Labor of Tennessee
Tsali Notch Vineyard
TTI, Inc.
Tuck Hinton Architects PLC
Tucson Airport Authority/Tucson Airport
TWRA officer Hickman County
Tyson Foods

U

U.S. Air Force
U.S. Army
U.S. Army Research Lab
U.S. Department of Defense
U.S. Department of Energy
U.S. Fish & Wildlife Services
U.S. Forest Service
U.S. National Park Service
U.S. Naval Research Laboratory
U.S. Patent & Trademark Office
U.S. Senate
UBS Financial Services Inc.
UNC- Asheville
Unilever
Union County Public Schools
Union Jack's British Pub
Union University
United Parcel Service (UPS)

United Record Pressing, LLC
United States Postal Service (USPS)
UnitedHealth Group
Universal Lighting
Universal Studios Florida
University College Dublin
University Health Services
University of Chicago
University of Colorado, Boulder
University of Georgia
University of Nebraska, Lincoln
University of New Hampshire
University of North Florida
University of Salzburg Applied Sciences
University of South Florida
University of Southern California
University of Tennessee
University of Tennessee Institute for Public Service
University of Tennessee Institute of Agriculture
University of Tennessee Medical Center
University of Tennessee, Chattanooga
Unum
Urban Science
US Bank
US Xpress Enterprises Inc
USA Elite Training LLC
USDA - National Agricultural Statistics Service
USDA Wildlife Services
USFWS-Noxubee NWR-Mississippi
Utah Shakespeare Festival
UT-Battelle
Utt-Grubb & Company

V

V. Alexander & Co., Inc.
VACO
Vacuum Technology Inc.
Valero Energy Corporation
Van Metre Companies
Vanderbilt Mortgage and Finance, Inc.
Vanderbilt University
Vanderbilt University Medical Center
Varco Pruden Buildings
Varsity All Star
Vector Marketing
Veritiv
Verizon
Victoria's Secret
VINA
Virginia Tech
Visit Knoxville
Visit Seattle
Vista Consulting Group
Vista Hotel Management
Volunteer Express
Volunteer Research Group
Volunteers for Christ
VSA Partners
Vulcan Materials Company

W

Waddell & Reed
Walgreens
Walmart
Walt Disney Company (The)
Washburn University
WATE-TV
WBIR-TV
Wedding Wire
Werner Enterprises
West Bearden Veterinary Hospital
Western Express
Western New England University

Western Oregon University
Wheaton College
White & Associates
White House Black Market
Whitener Company (The)
William Carey University
Williamson County Schools
Williams-Sonoma, Inc.
WilmerHale
Wisconsin Badger Camp
WNFZ 94.3
Wofford College
Womble Carlyle Sandridge & Rice LLP
Wood Properties, Inc.
Woods Engineering
World Financial Group
WRCV
WREG News Channel 3
WS Packaging Group, Inc.
Wyndham Vacation Ownership
Wyoming City Schools

X

XYZ Microsystems LLC

Y

Y-12 National Security Complex
YING1
Young and Rubicam
Young Men's Christian Association (YMCA)
Youth Villages

Z

Zapp360
Zeta Tau Alpha Fraternity
ZF TRW
Zimmer Boimet
Zimmer Weintraub Associates
Zion Farms

First-Destination Information
Organizations Hiring 2015-2016 Graduates
Includes all Full-Time and Internship/Summer Hires

COLLEGE/MAJOR	Bachelors	Masters	Doctoral	Total
AGRICULTURAL SCIENCES & NATURAL RESOURCES	58	25	7	90
Agr Sci Nat Res Explorat Track	1			1
Chanteclair Farm	1			1
Agricultural and Resource Economics		3		3
Informa Economics		1		1
NeoGen		1		1
University of Tennessee		1		1
Agricultural Leadership, Education, & Communication	2	1		3
FLM+	1			1
Tractor Supply Co.	1			1
University of Tennessee		1		1
Animal Science	15	1		16
Case Farms	1			1
JBS	1			1
Nash Family Farms Tennessee	1			1
Nashville Zoo	1			1
Sanderson Farms Inc.	1			1
Seymour Veterinary Clinic	1			1
Tennessee Farmers Cooperative	1			1
Tyson Foods	3			3
University of Tennessee		1		1
USDA - National Agricultural Statistics Service	2			2
Vector Marketing	1			1
West Bearden Veterinary Hospital	2			2
Biosystems Engineering	1	1	1	3
DENSO Manufacturing		1		1
Knoxville Utilities Board (KUB)	1			1
University of Nebraska, Lincoln			1	1
Entomology & Plant Pathology		5		5
Arcadis		1		1
Oak Ridge National Laboratory (ORNL)		1		1
Tennessee Farmers Cooperative		1		1
University of Georgia		1		1
West Tennessee AgResearch and Education Center (WTREC)		1		1
Environmental & Soil Sciences	7			7
C.W. Matthews Contracting Co.	1			1
EMJ Corporation	1			1

COLLEGE/MAJOR	Bachelors	Masters	Doctoral	Total
AGRICULTURAL SCIENCES & NATURAL RESOURCES	58	25	7	90
Environmental & Soil Sciences	7			7
Glenn E. Mitchell & Co., Inc.	2			2
Kimley-Horn and Associates	1			1
Knox County Air Quality Management	1			1
Performance Contracting Inc. (PCI)	1			1
Food & Agricultural Business	2			2
Duncan Farms	1			1
Green Earth Solar	1			1
Food, Science, & Technology	7	3	2	12
Chairmans Foods LLC	1			1
JBS	2			2
Kellogg Company			1	1
Mars Petcare		1		1
Meriux			1	1
Navigators (The)	1			1
PepsiCo/Frito-Lay, Inc.		1		1
Pilgrim's Pride	1			1
Tyson Foods	2			2
Walmart		1		1
Forestry	4	2		6
Assessment, Consulting, Representation and Training (ACRT)		1		1
EggerForest Products		1		1
Timberland Harvesters	1			1
Tree Service Company	1			1
U.S. National Park Service	1			1
University of Tennessee	1			1
Plant Sciences	4	3		7
Beck's Hybrids		1		1
Carolina Landscapes Inc.	1			1
Koehler Distribution Inc.	1			1
Ohio State University		1		1
Richland Country Club	1			1
Tennessee FFA Foundation, Inc.	1			1
University of Tennessee		1		1
Plants, Soils, & Insects			4	4
Union University			1	1
University of Georgia			1	1
University of New Hampshire			1	1
University of Tennessee			1	1

COLLEGE/MAJOR	Bachelors	Masters	Doctoral	Total
AGRICULTURAL SCIENCES & NATURAL RESOURCES	58	25	7	90
Wildlife & Fisheries Science	15	6		21
Advance Auto Parts	1			1
Audubon- Maine	1			1
Austrian Science Fund (FWF)		1		1
Crescent Bend House & Gardens	1			1
Farmers Insurance Group	1			1
Florida Department of Environmental Protection		1		1
Georgia Department of Natural Resources	2			2
Illinois Natural History Survey		1		1
Natural Resources Conservation Service (NRCS)		1		1
Sequatchie Valley Electric Cooperative	1			1
Sharptop Cove - A Young Life Camp	1			1
Tennessee Valley Authority (TVA)		1		1
TWRA officer Hickman County	2			2
U.S. Fish & Wildlife Services	1			1
U.S. Forest Service	1			1
University of Tennessee	1			1
USDA Wildlife Services	1	1		2
USFWS-Noxubee NWR- Mississippi	1			1
ARCHITECTURE & DESIGN	21	5		26
Architecture	15	3		18
Arquitectonica	1			1
Cassetty Architecture	1			1
Curb	1			1
DeLeon & Primmer	1			1
Dewhirst Properties		1		1
Earl Swensson Associates (ESa)	1			1
Einhorn Yaffee Prescott	1			1
Gresham, Smith and Partners	1			1
HMK Architects (Hinson Miller & Kickirillo)	1			1
Hutchens & Associates	1			1
Lewis Group Architects	1			1
Murdock Solon Architects	1			1
River Street Architecture, LLC		1		1
Ruscitto Latham Blanton Architectura P.A. (RLB)	1			1
SLAM Collaborative	1			1
Smith Gee Studio		1		1
Studio Four Design, Inc.	1			1
Tuck Hinton Architects PLC	1			1

COLLEGE/MAJOR	Bachelors	Masters	Doctoral	Total
ARCHITECTURE & DESIGN	21	5		26
Interior Design	6			6
Dwell Design Studio	1			1
Gensler	1			1
Jewelry Television (JTV)	1			1
Onecbi, LLC	1			1
Scott Brownrigg	1			1
Zimmer Weintraub Associates	1			1
Landscape Architecture		2		2
Design Workshop		1		1
Moriyama & Teshima		1		1
ARTS & SCIENCES	216	5	14	235
Anthropology	43			43
Allstate	1			1
Aramark	1			1
Blackhorse Pub & Brewery	1			1
Conair Corporation	1			1
Consolidated Electrical Distribution	1			1
Decision Resources Group	1			1
Friends of the Knox County Public Library	1			1
Full Service BBQ	1			1
Helen Ross McNabb	1			1
ICON	1			1
Jumpstart Health and Fitness	1			1
KaTom Restaurant Supply	1			1
Kimberly-Clark Corporation	1			1
Knoxville Symphony Orchestra	1			1
Krispy Kreme	1			1
Lose & Associates, Inc.	1			1
Lowe's Companies, Inc.	1			1
Lyft	1			1
McKesson Corporation	1			1
Michael Broyles Photography	1			1
Moxley Carmichael	1			1
National HealthCare Corporation (NHC)	1			1
Next Sourcing Limited	1			1
NovaCopy	1			1
Open Arms Care	1			1
Power Systems Inc.	1			1
Publix	1			1

COLLEGE/MAJOR	Bachelors	Masters	Doctoral	Total
ARTS & SCIENCES	216	5	14	235
Anthropology	43			43
RCN Technologies	1			1
Regional Forensic Center	2			2
Ronald Franks' Construction	1			1
Security Walls LLC	1			1
Senator Dolores Gresham	1			1
Strategic Healthcare Partners	1			1
TerraCycle	1			1
Travelers Insurance	1			1
Union Jack's British Pub	1			1
Universal Studios Florida	1			1
University of Tennessee	2			2
Unum	1			1
VINA	1			1
Walmart	1			1
Art	6			6
21st Mortgage Corporation	2			2
Gatlinburg Convention and Visitors Bureau	1			1
Girl Scouts of Middle Tennessee	1			1
Joe Carr Senate Campaign	1			1
Techtronic Industries (TTI)	1			1
Art History	7			7
Cheddar's Scratch Kitchen	1			1
Clayton Bank and Trust	1			1
JNK Photography & Design	1			1
Marco's Pizza	1			1
Oak Ridge National Laboratory (ORNL)	1			1
Arts & Sciences Exploratory Track	1			1
Auto-Owners Insurance	1			1
Biochemical, Cellular, & Molecular Biology			1	1
University of Tennessee			1	1
Biological Sciences	8			8
490 BioTech	1			1
EDP Biotech Corporation	1			1
Epic Systems Corporation	1			1
Fort Sanders Regional	1			1
Peridot Promotions, Inc.	1			1
University of Tennessee	1			1
Vanderbilt University Medical Center	1			1

COLLEGE/MAJOR	Bachelors	Masters	Doctoral	Total
ARTS & SCIENCES	216	5	14	235
Biological Sciences	8			8
Youth Villages	1			1
Chemistry		3	1	4
Bactolac Pharmaceuticals		1		1
Omicron Biochemicals Inc.			1	1
Siegwerk		1		1
Tempur Sealy International, Inc.		1		1
Classics	1			1
Wyoming City Schools	1			1
Economics	28			28
AllClear ID	1			1
Cafe 4	1			1
Charles Pennington, Jr.	1			1
Clayton Homes	1			1
Cru Bistro & Wine Bar	1			1
East Tennessee Children's Hospital	1			1
Eastman Chemical Company	1			1
Elavon Inc.	1			1
Enterprise Holdings, Inc.	4			4
FGS, LLC	1			1
Fort Bend County Museum	1			1
GEICO	1			1
Gem Care Inc	1			1
Insight Global	1			1
JK Moving Services	1			1
National Cheerleaders Association (NCA)	1			1
Pilot Flying J	2			2
Southeastern Freight Lines	1			1
TEKsystems	1			1
Tennessee Legislation Service (TLS)	1			1
Tennova Healthcare	1			1
United Parcel Service (UPS)	1			1
US Bank	1			1
Walt Disney Company (The)	1			1
English	73			73
Adams Pediatric Dentistry	1			1
Aerostar SES LLC	1			1
Aerotek	1			1
Amazon.com, Inc.	1			1

COLLEGE/MAJOR	Bachelors	Masters	Doctoral	Total
ARTS & SCIENCES	216	5	14	235
English	73			73
American Income Life Insurance Company	1			1
Angela Floyd Schools	1			1
Auralation LLC	1			1
Babies"R"Us	1			1
Blue Point Brewing Company	1			1
Bravo Brio Restaurant Group	1			1
Cape May Stage	1			1
Cheekwood Botanical Gardens and Museum of Art	1			1
Chop House (The)	1			1
Community Mediation Services	1			1
CWhitt Customs	1			1
Eastman Chemical Company	1			1
Emory University	1			1
Enterprise Holdings, Inc.	2			2
Erie Insurance Group	1			1
Federal Reserve System	1			1
GTM Sportswear	1			1
Hardin Valley Elementary School	1			1
Insight Global	1			1
International Scholarship and Tuition Services, Inc. (ISTS)	1			1
Johns Hopkins University	1			1
Jupiter Entertainment	1			1
KaTom Restaurant Supply	1			1
Kennesaw State University	1			1
Knoxville Museum of Art	1			1
Knoxville Police Department	1			1
Knoxville Utilities Board (KUB)	2			2
Mango's Decor & Co.	1			1
Metro Parks	1			1
Moore Ingram Johnson & Steele	2			2
Morco Geological Services	1			1
Motivate Design	1			1
North Wind Group	1			1
Northrop Grumman	1			1
Nourish Skin Studio	1			1
Oak Ridge National Laboratory (ORNL)	2			2
Pepperidge Farm	1			1
Pilot Flying J	1			1

COLLEGE/MAJOR	Bachelors	Masters	Doctoral	Total
ARTS & SCIENCES	216	5	14	235
English	73			73
Plum Market	1			1
Red Arrow Industries	1			1
Rev.com	1			1
Sea Ray	1			1
Sherwin-Williams	1			1
Society for Worldwide Interbank Financial Telecommunication	2			2
Southeastern Freight Lines	1			1
State Farm Insurance	1			1
THR Construction	1			1
Trojan Labor of Tennessee	1			1
United States Postal Service (USPS)	1			1
UnitedHealth Group	1			1
University of Tennessee	5			5
University of Tennessee Institute for Public Service	1			1
USA Elite Training LLC	1			1
Utt-Grubb & Company	1			1
Vanderbilt Mortgage and Finance, Inc.	1			1
Vector Marketing	1			1
Victoria's Secret	1			1
Walgreens	1			1
WilmerHale	1			1
Young Men's Christian Association (YMCA)	1			1
Geography	1		1	2
Eastern Michigan University			1	1
Oak Ridge Associated Universities (ORAU)	1			1
Geology		1	1	2
AECOM		1		1
University of Tennessee			1	1
Geology & Environmental Studies	1			1
Camp Runoia	1			1
Graphic Design	1			1
University of Tennessee Institute of Agriculture	1			1
History	3		1	4
Diamond Baseball	1			1
Kroger Co.	1			1
University of Tennessee			1	1
Womble Carlyle Sandridge & Rice LLP	1			1

COLLEGE/MAJOR	Bachelors	Masters	Doctoral	Total
ARTS & SCIENCES	216	5	14	235
Interdisciplinary Studies	4			4
21st Mortgage Corporation	1			1
Knox County Tennessee	1			1
Komyo Logistics	1			1
Law Office of James W. Friauf, PLLC	1			1
Life Sciences			2	2
NIMBioS			1	1
Purdue University			1	1
Mathematics	2	1	3	6
Branch Banking and Trust (BB&T)			1	1
Center for Army Analysis (CAA)		1		1
Cigna	1			1
Fitchburg State University			1	1
Murray State University			1	1
Union County Public Schools	1			1
Microbiology			1	1
National Institutes of Health			1	1
Music	1			1
Knoxville Opera	1			1
Physics			1	1
Tennessee Technological University			1	1
Political Science	11			11
21st Mortgage Corporation	1			1
Blephex	1			1
Buckeye Cleaning Center	1			1
Cellular Sales	1			1
Circle Burger Corp	1			1
Department of Public Safety	1			1
eLEND	1			1
Garner & Conner, PLLC	1			1
Tennessee Valley Asset Management Partners (TVAMP)	1			1
University of Tennessee	1			1
Vanderbilt Mortgage and Finance, Inc.	1			1
Psychology	16		1	17
21st Mortgage Corporation	3			3
Accenture	1			1
Aramark	1			1
Branch Banking and Trust (BB&T)	1			1
Care.com	1			1

COLLEGE/MAJOR	Bachelors	Masters	Doctoral	Total
ARTS & SCIENCES	216	5	14	235
Psychology	16		1	17
Covenant Health	1			1
Department of Children's Services	2			2
Enterprise Holdings, Inc.	2			2
Knox County Schools	1			1
Kroger Co.	1			1
Oak Ridge Associated Universities (ORAU)	1			1
University of Tennessee	1			1
Western New England University			1	1
Sociology	5		1	6
American Income Life Insurance Company	1			1
Emory Valley Center	1			1
Knox County Human Service Department	1			1
Metropolitan Nashville Police Department	1			1
Sunrise Community of TN Inc.	1			1
Wofford College			1	1
Statistics	1			1
CNA Financial	1			1
Studio Art	1			1
Fusion Art Glass	1			1
Theatre	2			2
University of Tennessee	1			1
Utah Shakespeare Festival	1			1
HASLAM COLLEGE OF BUSINESS	557	146	5	708
Accounting	51	67		118
21st Mortgage Corporation	1			1
AESSEAL Inc.	1			1
Altsom/ GE Global Operations	1			1
Baker Sullivan Hoover PLC	1			1
BiT Dealership Software, Inc.	1			1
Child Development Associate (CDA)	1			1
Concord Christian School	1			1
Coyote Logistics LLC	1			1
Crowe Horwath LLP		5		5
Deloitte	1	10		11
Dixon Hughes Goodman		1		1
Elliott Davis Decosimo	1			1
Environmental Abatement, Inc. (EAI)	1			1
Ernst & Young	4	23		27

COLLEGE/MAJOR	Bachelors	Masters	Doctoral	Total
HASLAM COLLEGE OF BUSINESS	557	146	5	708
Accounting	51	67		118
FedEx Services	2			2
First Citizens Bank		1		1
Hospital Corporation of America (HCA)	1	1		2
Innovative Learning Solutions, Inc.	1			1
Ipreo Private Capital Markets	1			1
Jacobs Engineering and Construction, LLC	1			1
Joseph T. Ryerson & Son		1		1
JPMorgan Chase & Co.	1			1
Knox County Tennessee	1			1
KPMG LLP	1	7		8
KraftCPAs PLLC	4			4
Legal Aid Society of Middle Tennessee and the Cumberlands	1			1
Mars Petcare	1			1
Novinger, Ball and Zivi, P.C.		1		1
Pershing Yoakley & Associates, P.C. (PYA)		2		2
PricewaterhouseCoopers (PwC)	6	12		18
Pugh CPAs		1		1
RSM US LLP	1	1		2
Ryan	1			1
Sleep Inn & Suites	1			1
SmithReed Asset Management	1			1
Social Security Administration	1			1
Southern Charm Jewelry	1			1
SunTrust Banks, Inc.	1			1
Tarwater & Company, PC	1	1		2
Touchstone Medical Imaging, LLC	1			1
United Record Pressing, LLC	1			1
Van Metre Companies	1			1
Vanderbilt Mortgage and Finance, Inc.	1			1
Volunteers for Christ	1			1
White House Black Market	1			1
World Financial Group	1			1
Business Administration		37	3	40
Amazon.com, Inc.		1		1
Ascension Health		2		2
Austin College			1	1
Bridgestone Manufacturing Company		1		1
Convoy Solutions, LLC		1		1

COLLEGE/MAJOR	Bachelors	Masters	Doctoral	Total
HASLAM COLLEGE OF BUSINESS	557	146	5	708
Business Administration		37	3	40
Corporate Communications Resources, LLC		1		1
DairiConcepts, LP		1		1
Delhaize Group		1		1
Dell		1		1
DesignSensory		1		1
Eastman Chemical Company		1		1
Electron Funds Source, LLC		1		1
Ernst & Young		1		1
George Mason University			1	1
HealthTrust		1		1
Highland Financial Group		1		1
International Paper		1		1
McKinsey		1		1
Merrill Lynch		1		1
NBZ Advisors		1		1
Neovia Logistics		1		1
Nielsen		1		1
Oak Ridge Associated Universities (ORAU)		1		1
Pershing Yoakley & Associates, P.C. (PYA)		3		3
Pictsweet		1		1
Pilot Flying J		1		1
PricewaterhouseCoopers (PwC)		1		1
Red Stag Fulfillment		1		1
Sarah Cannon Resource Advisors		1		1
Scripps		1		1
Sears Holdings		3		3
Tarco		1		1
Unilever		1		1
University College Dublin			1	1
Walmart		1		1
Business Analytics	44	30		74
84.51		1		1
Accenture	1			1
Actuarial Consulting Group	1			1
ALDI	1			1
Amazon.com, Inc.		1		1
Aramark	1			1
Aston Business Services	1			1

COLLEGE/MAJOR	Bachelors	Masters	Doctoral	Total
HASLAM COLLEGE OF BUSINESS	557	146	5	708
Business Analytics	44	30		74
Asurion		1		1
Atlas Concorde USA	1			1
Atos	1			1
Boeing Company		4		4
Bush Brothers & Co		1		1
Carlisle & Gallagher		1		1
Carter's, Inc.	1			1
Cellular Sales	1			1
Clarity Solutions Group	1			1
Clayton Homes	1			1
CNN (Cable News Network)	1			1
Coca-Cola Bottling Company Consolidated		1		1
Coyote Logistics LLC	1			1
Dell		1		1
Eastman Chemical Company		1		1
Ernst & Young		1		1
Eze Software Group	1			1
First Tennessee Bank	1			1
GEICO	1			1
Georgia-Pacific	1	1		2
Hanesbrands Inc.	1	1		2
Hospital Corporation of America (HCA)	2	2		4
IBM	1			1
Informa Investment Solutions	1			1
Integration Point	1			1
International Paper	1			1
inVenture		1		1
Jewelry Television (JTV)	1			1
Keurig Green Mountain	1			1
KraftCPAs PLLC	1			1
Mars Petcare		1		1
McKinsey		1		1
Northrup Grumman		1		1
OHL	1			1
Opera Solutions, LLC		1		1
Optum	1	1		2
Parallon	1			1
Pilot Flying J		2		2

COLLEGE/MAJOR	Bachelors	Masters	Doctoral	Total
HASLAM COLLEGE OF BUSINESS	557	146	5	708
Business Analytics	44	30		74
PricewaterhouseCoopers (PwC)	1	1		2
Professional Credential Services, Inc.	1			1
Pyxl	1			1
Ramsey, Thornton, & Barrett, PLC	1			1
Regal Entertainment Group		1		1
Santè Analytics	1			1
Savvi Formalwear	1			1
Sears Holdings	1			1
Southwest Airlines	1			1
Synechron	1			1
Tesla		1		1
Tractor Supply Co.	1			1
University of Salzburg Applied Sciences	1			1
University of Tennessee, Chattanooga	1			1
Urban Science	1			1
Vanderbilt Mortgage and Finance, Inc.	1			1
Y-12 National Security Complex		2		2
Economics	16		1	17
Amazon.com, Inc.	1			1
Cato Corporation	1			1
Clayton Homes	1			1
FedEx Services	1			1
Ford Motor Company	1			1
Longhorn Steakhouse	1			1
PCMS LLC	1			1
PricewaterhouseCoopers (PwC)	1			1
Promontory Risk Review, LLC	1			1
Raymond James Financial, Inc.	1			1
Savannah College of Art and Design	1			1
Tennessee Department of Treasury	1			1
Toguna Agro Industries	1			1
UBS Financial Services Inc.	2			2
University of Tennessee			1	1
VACO	1			1
Finance	54			54
21st Mortgage Corporation	2			2
Amazon.com, Inc.	1			1
Aon	1			1

COLLEGE/MAJOR	Bachelors	Masters	Doctoral	Total
HASLAM COLLEGE OF BUSINESS	557	146	5	708
Finance	54			54
ARiES Energy	1			1
BankUnited	1			1
BPV Capital Management - Back Porch Vista	1			1
CapGemini Consulting	1			1
Caterpillar Financial Services	2			2
CGI	1			1
CGS Administrators, LLC	1			1
Cornerstone Systems	1			1
Electric Power Research Institute	1			1
Enterprise Holdings, Inc.	1			1
Fifth Third Bank	1			1
First Tennessee Bank	1			1
Geny Insurance Group, LLC	1			1
Jackson National Life Insurance	1			1
Kimberly-Clark Corporation	1			1
LKQ Corporation	1			1
MAA	1			1
McGraw Hill Financial (S&P Ratings)	1			1
Nissan North America	1			1
Northwestern Mutual	3			3
Nylen Dentistry	1			1
ORNL Federal Credit Union	1			1
Performance Trust Capital Partners	1			1
PulteGroup, Inc.	1			1
Regions Bank	2			2
St. Jude Children's Research Hospital	1			1
State Farm Insurance	1			1
State of Tennessee	1			1
StrategyCorps	1			1
Sunlight Financial	1			1
SunTrust Banks, Inc.	3			3
Tennessee Valley Asset Management Partners (TVAMP)	2			2
TIS Insurance Services, Inc.	1			1
Tractor Supply Co.	1			1
U.S. Senate	1			1
UBS Financial Services Inc.	4			4
Waddell & Reed	1			1
White & Associates	1			1

COLLEGE/MAJOR	Bachelors	Masters	Doctoral	Total
HASLAM COLLEGE OF BUSINESS	557	146	5	708
Finance	54			54
ZF TRW	1			1
Zimmer Boimet	1			1
Human Resource Management	28	12		40
20 20 Research	1			1
Aerotek	1			1
Amazon.com, Inc.	2			2
Aramark	1			1
Centers for Disease Control and Prevention (CDC)		1		1
Cummins Inc.	1			1
Danny Herman Trucking Inc.	1			1
Dollar General Corporation	1			1
Electric Power Research Institute		1		1
Express Professional		1		1
FedEx Services	1			1
First Tennessee Bank	2			2
Georgia-Pacific	1			1
HigherVisibility	1			1
Knoxville Utilities Board (KUB)		1		1
Kollmorgen	1			1
Lloyd's Electric Service, Inc.	1			1
Mary Kay Inc.	1			1
Newell Rubbermaid	1			1
North Wind Group	1			1
Oak Ridge National Laboratory (ORNL)	1	2		3
Phillips & Jordan, Inc.	1			1
R. R. Donnelley	1			1
Regency Retirement Village	1			1
Ruby Tuesday		1		1
Salvation Army		1		1
Scripps		1		1
Shine Early Learning		1		1
Teach for America	1			1
TFE, inc.	2			2
US Bank		1		1
US Xpress Enterprises Inc	1			1
Vista Consulting Group	1			1
Volunteer Research Group	1			1
WS Packaging Group, Inc.		1		1

COLLEGE/MAJOR	Bachelors	Masters	Doctoral	Total
HASLAM COLLEGE OF BUSINESS	557	146	5	708
Industrial & Organization Psychology			1	1
Wheaton College			1	1
Logistics	10			10
Dell	1			1
DENSO Manufacturing	1			1
DSC Logistics	2			2
Logistics Insight Corporation (Linc)	1			1
Lyft	1			1
nGROUP	1			1
Parallon	1			1
Pilot Flying J	1			1
Zapp360	1			1
Management	41			41
21st Mortgage Corporation	1			1
ADP	1			1
Aloft Jacksonville Tapestry Park	1			1
Amberwood Construction	1			1
ARG Professional Staffing	1			1
Babalu Tapas & Tacos	1			1
Belew Drugs	1			1
C.H. Robinson	1			1
Cheesecake Factory (The)	1			1
Cisco Systems	1			1
Consolidated Electrical Distribution	1			1
Digital Benefit Advisors	1			1
Dock & Dock LLC	1			1
Duncan Automotive	1			1
E & J Gallo Winery	1			1
Enterprise Holdings, Inc.	1			1
HCTec Partners	1			1
Healing Hands Health Clinic	1			1
Horizon Wine & Spirits	1			1
Hu Xiang Commerce & Circulation Co., Ltd	1			1
Jewelry Television (JTV)	1			1
KI	1			1
Knox County District Attorney	1			1
Kroger Co.	1			1
Memphis Redbirds, LLC	1			1
MGM Industries	1			1

COLLEGE/MAJOR	Bachelors	Masters	Doctoral	Total
HASLAM COLLEGE OF BUSINESS	557	146	5	708
Management	41			41
National Student Leadership Forum	1			1
One Spirit Martial Arts	1			1
Penske Truck Leasing	1			1
Pilot Flying J	2			2
Springbot	1			1
Target	1			1
Tennessee State Bank	1			1
Total Quality Logistics	1			1
TTL, Inc.	1			1
University of Tennessee	1			1
Vanderbilt Mortgage and Finance, Inc.	2			2
Vanderbilt University	1			1
Wood Properties, Inc.	1			1
Marketing	84			84
21st Mortgage Corporation	1			1
ADP	1			1
Aerogen	1			1
Ann Taylor Loft	1			1
Anthropologie	1			1
Belk, Inc.	1			1
Best Property Rental	1			1
Beverage Control Inc	1			1
Boeing Company	1			1
Brooksource	1			1
C.H. Robinson	1			1
CDW Corporation	1			1
Cellular Sales	2			2
Cintas	2			2
Cisco Systems	2			2
Concord Marina	1			1
Contemporary Media, Inc.	1			1
Coyote Logistics LLC	1			1
Dell	1			1
DENSO Manufacturing	1			1
DeRoyal	1			1
Dewhirst Properties	1			1
Dollywood	1			1
Earthadelic	1			1

COLLEGE/MAJOR	Bachelors	Masters	Doctoral	Total
HASLAM COLLEGE OF BUSINESS	557	146	5	708
Marketing	84			84
Enterprise Holdings, Inc.	2			2
Flexworx	1			1
G7 Entertainment Marketing	1			1
Georgia-Pacific	3			3
Graybar	1			1
H&R Block	1			1
H-E Parts International, LLC	1			1
HealthStream	1			1
Home Depot	1			1
Insight Global	5			5
International Paper	1			1
Kappa Sigma Fraternity	1			1
KaTom Restaurant Supply	1			1
Kellogg Company	1			1
Kirklands	1			1
Lakin Stearns Photography	1			1
Lewis Brothers Bakery	1			1
Manhattan Associates	1			1
Mary Kay Inc.	1			1
Metropolitan Knoxville Airport Authority	1			1
Modern Woodmen of America	1			1
Mueller Industries	1			1
Nashville Entrepreneur Center	1			1
nexAir, LLC	1			1
Nolan Transportation Group	1			1
Outdoor Gravity Park	1			1
Parallon	1			1
PepsiCo/Frito-Lay, Inc.	2			2
Progress Residential	1			1
R. R. Donnelley	1			1
Red Ventures	1			1
Regal Entertainment Group	1			1
Rezult Technology	1			1
Rollins, Inc.	1			1
Saddle Creek Logistics Services	1			1
Senior Financial Group Inc.	1			1
Shelby County Schools	1			1
South, Inc.	2			2

COLLEGE/MAJOR	Bachelors	Masters	Doctoral	Total
HASLAM COLLEGE OF BUSINESS	557	146	5	708
Marketing	84			84
Southern Wine & Spirits	1			1
Sprint	1			1
Techtronic Industries (TTI)	3			3
TEKsystems	1			1
Varsity All Star	1			1
Walt Disney Company (The)	1			1
Werner Enterprises	1			1
Whitener Company (The)	1			1
Public Administration	3			3
Dow Jones	1			1
Functional Pathways	1			1
Tennessee Republican Party	1			1
Statistics	1			1
Nolan Transportation Group	1			1
Supply Chain Management	225			225
21st Mortgage Corporation	1			1
A. Alexander & Co., Inc.	1			1
ABF Freight	1			1
Academy Sports and Outdoors	1			1
ACE Hardware	1			1
Aerotek	1			1
Agmark Logistics, LLC	1			1
Agri-Cover, Inc.	1			1
Alcoa	1			1
ALDI	1			1
Amazon.com, Inc.	9			9
American Cinema Editors	1			1
APL	1			1
AutoZone	1			1
Avery Dennison Corporation	1			1
Axle Logistics	1			1
Bausch & Lomb	1			1
Bonded Filter Company	1			1
Bridgestone Manufacturing Company	1			1
BT Group plc	1			1
Bush Brothers & Co	1			1
C.H. Robinson	1			1
Cabot Corporation	1			1

COLLEGE/MAJOR	Bachelors	Masters	Doctoral	Total
HASLAM COLLEGE OF BUSINESS	557	146	5	708
Supply Chain Management	225			225
Caleres, Inc	1			1
Calvalry Logistics	1			1
CapGemini Consulting	2			2
Carter's, Inc.	2			2
Chattem, Inc.	1			1
Chewy.com	2			2
Classy.org	1			1
Clayton Homes	2			2
Coca-Cola Bottling Company Consolidated	1			1
Coyote Logistics LLC	1			1
Cummins Inc.	2			2
Delek US Holdings, Inc.	2			2
Dell	4			4
Deloitte	1			1
DHL Supply Chain	2			2
Dollar General Corporation	6			6
Dollywood	1			1
DSC Logistics	1			1
Dunavant Logistics Group, LLC	1			1
Dura-Line	1			1
Eatherly Construction	1			1
Eco-Energy LLC	1			1
Ernst & Young	1			1
Expeditors International	1			1
ExxonMobil	1			1
FedEx Services	1			1
Ferguson Enterprises	1			1
Ford Motor Company	1			1
Fusion Labs	1			1
Georgia-Pacific	5			5
Goddard Gunster, Inc.	1			1
Grant Thornton LLP	1			1
HD Supply	1			1
Home Depot	1			1
Honors Real Estate Services LLC	1			1
Hospital Corporation of America (HCA)	1			1
Hyster-Yale Group	2			2
Intelligent Logistics, Mainfreight USA	1			1

COLLEGE/MAJOR	Bachelors	Masters	Doctoral	Total
HASLAM COLLEGE OF BUSINESS	557	146	5	708
Supply Chain Management	225			225
Intermodal Cartage	1			1
International Paper	5			5
J.B. Hunt Transport, Inc.	1			1
JC Sales	1			1
JTEKT	3			3
Kimberly-Clark Corporation	4			4
Kraft Analytics LLC	1			1
Lewisburg Printing Co	1			1
Lidl US	1			1
Lockheed Martin	2			2
Luxottica	2			2
M&W Logistics Group, Inc. (The)	1			1
Manhattan Associates	9			9
Mars Petcare	1			1
Marten Transport Ltd.	1			1
Martin Brower	2			2
Medtronic	1			1
Mercedes-Benz USA	1			1
Mondelez	1			1
Monsanto	1			1
National DCP, LLC	1			1
NetHope	1			1
Nissan North America	2			2
Nolan Transportation Group	2			2
Norfolk Southern	7			7
Northwestern Mutual	1			1
Oak Ridge National Laboratory (ORNL)	2			2
Ohio Intermodal Services	1			1
OHL	2			2
Olin Chlor Alkali	1			1
Orgill Brothers, Inc.	1			1
Panalpina	1			1
Penske Truck Leasing	1			1
PepsiCo/Frito-Lay, Inc.	5			5
Phillips & Jordan, Inc.	1			1
Pilot Flying J	6			6
PulteGroup, Inc.	2			2
Quad/Graphics	1			1

COLLEGE/MAJOR	Bachelors	Masters	Doctoral	Total
HASLAM COLLEGE OF BUSINESS	557	146	5	708
Supply Chain Management	225			225
Radio Systems Corporation	2			2
RankdLocal	1			1
Robertson Marketing	1			1
Rubicon Global	1			1
Ryder System, Inc	1			1
Saddle Creek Logistics Services	3			3
Save-A-Lot	1			1
Schneider Electric	1			1
Scholastic	1			1
SealMaster	1			1
Shaw Industries	1			1
SL Tennessee	1			1
Smith & Nephew	2			2
Smithfield Foods	1			1
SRG Global	1			1
SRS Distribution Inc.	1			1
Stretch Logistics	1			1
Syntel	1			1
Taby Sim	1			1
Tennessee Steel Haulers	1			1
Tom James Company	1			1
Total Quality Logistics	6			6
Toyota Tsusho America	1			1
Train	1			1
Transplace	1			1
Trimech	2			2
UBS Financial Services Inc.	1			1
Unilever	3			3
Universal Lighting	1			1
V. Alexander & Co., Inc.	1			1
Veritiv	6			6
Volunteer Express	1			1
Waddell & Reed	1			1
Walt Disney Company (The)	1			1
Werner Enterprises	2			2
Western Express	1			1
Williams-Sonoma, Inc.	2			2
YING1	1			1

COLLEGE/MAJOR	Bachelors	Masters	Doctoral	Total
HASLAM COLLEGE OF BUSINESS	557	146	5	708
Supply Chain Management	225			225
ZF TRW	1			1
COMMUNICATION & INFORMATION	110	16	2	128
Advertising	11			11
Bingham Group (The)	1			1
Cellular Sales	1			1
Gravity Networks, LLC	1			1
HigherVisibility	1			1
Keystone Business Solutions, LLC	1			1
Nissan North America	1			1
Staples	1			1
Tombras Group	1			1
Young and Rubicam	3			3
Communication & Information		3	2	5
Florida Institute of Technology			1	1
Oak Ridge National Laboratory (ORNL)		1		1
Tombras Group		1		1
University of Southern California			1	1
Verizon		1		1
Communication Studies	47			47
Baptie and Company	1			1
Benefits, Inc.	1			1
Blackbaud	1			1
Caesars Entertainment Corporation	1			1
Century 21	1			1
Chartwell Hospitality LLC	2			2
Chasing Eden Photography	1			1
Cheesecake Factory (The)	1			1
Christie Digital Systems	1			1
Clayton Homes	1			1
Comdata	1			1
Consolidated Electrical Distribution	1			1
Conversion Properties Inc.	1			1
EMJ Corporation	1			1
Enterprise Holdings, Inc.	1			1
Ettain Group	1			1
Fox Moving and Storage	1			1

COLLEGE/MAJOR	Bachelors	Masters	Doctoral	Total
COMMUNICATION & INFORMATION	110	16	2	128
Communication Studies	47			47
Freedom Chiropractic	1			1
Gaylord Hotels	1			1
H.T. Hackney	1			1
iHeartMedia	2			2
Insight Global	1			1
Jupiter Entertainment	1			1
MediaTree Marketing and Advertising	1			1
Morris Creative Group	1			1
Music City Tents and Events	1			1
National Partition	1			1
New York Life Insurance Company	1			1
PepsiCo/Frito-Lay, Inc.	1			1
PigeonForge.com	1			1
Pilot Flying J	2			2
Pyxl	1			1
Radio Systems Corporation	1			1
Scripps	1			1
Sharptop Cove - A Young Life Camp	1			1
Smoky Mountain Outdoors	1			1
Tennessee Valley Coalition for the Homeless	1			1
Terminus Real Estate	1			1
Third Bridge	1			1
Town of Jonesborough	1			1
University of Tennessee	1			1
Vanderbilt Mortgage and Finance, Inc.	1			1
Veritiv	1			1
Vulcan Materials Company	1			1
Information Sciences		13		13
Austin Peay State University		1		1
Carnegie Mellon University		1		1
Chamberlain College of Nursing		1		1
Charles C. Sherrod Library		1		1
Chattanooga State Community College		1		1
Chicago Bridge & Iron Company (CB&I)		1		1
City of Chattanooga		1		1
Fairfax County, Virginia		1		1
Great Smoky Mountains National Park		1		1
Obion County Public Library		1		1

COLLEGE/MAJOR	Bachelors	Masters	Doctoral	Total
COMMUNICATION & INFORMATION	110	16	2	128
Information Sciences		13		13
Trevecca Nazarene University		1		1
University of Chicago		1		1
University of Tennessee		1		1
Journalism & Electronic Media	30			30
1180 WVZ	1			1
21st Mortgage Corporation	1			1
Armstrong Relocation	1			1
Crawford Photos	1			1
Daily Times Newspaper	1			1
Dolly Parton's Dixie Stampede	1			1
EventBooking	1			1
Jupiter Entertainment	1			1
LandGrant Films	1			1
Lusid Media	1			1
Northeast Daily journal	1			1
Oak Ridge Associated Universities (ORAU)	1			1
Oak Ridge National Laboratory (ORNL)	1			1
Parade Magazine	1			1
Red Arrow Industries	1			1
Scripps	3			3
ServiceSource	1			1
Southwestern Advantage	1			1
Tegna	1			1
University of Tennessee	2			2
WATE-TV	1			1
WBIR-TV	1			1
WDHN	1			1
WNFZ 94.3	1			1
WRCV	1			1
WREG News Channel 3	1			1
Zeta Tau Alpha Fraternity	1			1
Public Relations	22			22
Barker & Christol, LLC	1			1
Bliss Home and Arts	1			1
Gymini Athletics	1			1
Insight Global	1			1
Jo Chicago	1			1
Kimberly-Clark Corporation	1			1

COLLEGE/MAJOR	Bachelors	Masters	Doctoral	Total
COMMUNICATION & INFORMATION	110	16	2	128
Public Relations	22			22
Knoxville Chamber of Commerce	1			1
Landmark Properties	1			1
Leadership Knoxville	1			1
MMA Creative and World Food Championships	1			1
Muscular Dystrophy Association	1			1
Pawtucket Red Sox	1			1
PocketShip, Inc.	1			1
Shelton Communications Group	1			1
Sheridan Public Relations	1			1
Smarter Searches	1			1
TECH USA	1			1
Tombras Group	2			2
University of Tennessee	1			1
Visit Seattle	1			1
VSA Partners	1			1
EDUCATION, HEALTH & HUMAN SCIENCES	77	45	7	129
Child and Family Studies	2		1	3
Great Schools Partnership			1	1
Knox County Community Action Committee (CAC)	1			1
Metropolitan Action Commission of Davidson County	1			1
College Student Personnel		6		6
Purdue University		1		1
University of Colorado, Boulder		1		1
University of Georgia		1		1
University of Tennessee		2		2
Western Oregon University		1		1
Counseling		3		3
Duval County Public Schools		1		1
Fort Lewis College TRIO Upward Bound		1		1
Kingston Academy		1		1
Counselor Education			1	1
Indiana University of Pennsylvania			1	1
Education		1	3	4
Knox County Schools		1	1	2
University of North Florida			1	1
University of Tennessee			1	1
Educational Psychology		1		1
Cleveland State Community College		1		1

COLLEGE/MAJOR	Bachelors	Masters	Doctoral	Total
EDUCATION, HEALTH & HUMAN SCIENCES	77	45	7	129
Educational Psychology & Research			1	1
Washburn University			1	1
Food Safety		1		1
Mars Petcare		1		1
Hotel, Restaurant, & Tourism	35			35
Belk, Inc.	1			1
Blackberry Farm	2			2
Cafe 4	1			1
Carolina Ale House	1			1
Chartwell Hospitality LLC	1			1
Courtyard by Marriott	1			1
Davidson Hotels & Resorts	1			1
Devils' Barbeque Brewery Co	1			1
Disney Vacation Planners at Walt Disney	1			1
Dollywood	1			1
Doubletree by Hilton	1			1
Episcopal Diocese of Costa Rica	1			1
Event Planning Servicing Co	1			1
Flavor Catering & Special	1			1
Hilton Garden Inn	1			1
Hilton Knoxville	1			1
Holiday Inn	1			1
Jack Daniels/Brown Forman	1			1
Landmark Properties	1			1
Long Hollow Baptist Ministry	1			1
Meeting Expectations	1			1
Omni Nashville Hotel	1			1
Panda Restaurant Group	1			1
Plumblin Services Inc.	1			1
Preston Hotel	1			1
Sapphire	1			1
Sea World	1			1
Sleep Inn & Suites	1			1
Southern Wine & Spirits	1			1
Tsali Notch Vineyard	1			1
Visit Knoxville	1			1
Vista Hotel Management	1			1
Wedding Wire	1			1
Wyndham Vacation Ownership	1			1

COLLEGE/MAJOR	Bachelors	Masters	Doctoral	Total
EDUCATION, HEALTH & HUMAN SCIENCES	77	45	7	129
Kinesiology	10	4	1	15
Ace Biomedical	1			1
Axle Logistics		1		1
Best Buy	1			1
Campbell Clinic Orthopedics	1			1
Champion Therapy	1			1
Fort Sanders Fitness Center	1			1
Fox Sports Radio	1			1
Hope College			1	1
Results Physiotherapy	1			1
Ripley's Aquarium of the Smokies	1			1
Science Applications International Corporation (SAIC)		1		1
Tennessee Orthopaedic Clinic	1			1
U.S. Army	1			1
University of Tennessee		2		2
Nutrition	3	6		9
24 Hour Fitness	1			1
Bon Secours		1		1
Knox County Health Department		1		1
Morrison		1		1
Nestle Health Science		1		1
PhysAssist Scribes	1			1
Schenectady County Public Health Services		1		1
St. Louis County Government		1		1
Virginia Tech	1			1
Public Health		2		2
Chatham County Health Department		1		1
Vanderbilt University		1		1
Recreation & Sport Management	13	12		25
Abuelo's Mexican Food Restaurant	1			1
Altar'd State	1			1
Cape Reserve	1			1
Council of Social Concern	1			1
Enterprise Holdings, Inc.		1		1
Hardin Valley Academy	1			1
Kingston Academy		1		1
Milwaukee Bucks	1			1
Nashville Predators Hockey		1		1
National Collegiate Athletic Association (NCAA)	1			1

COLLEGE/MAJOR	Bachelors	Masters	Doctoral	Total
EDUCATION, HEALTH & HUMAN SCIENCES	77	45	7	129
Recreation & Sport Management	13	12		25
Oklahoma United Methodist Conference	1			1
Peninsula Hospital		1		1
Scripps	1	1		2
Sertoma Center		1		1
Speedway Motorsports, INC.	1			1
Staples		1		1
State of Tennessee		1		1
Tampa General Hospital	1			1
Tucson Airport Authority/Tucson Airport		1		1
UBS Financial Services Inc.	1			1
University of Tennessee		3		3
Wisconsin Badger Camp	1			1
Retail & Consumer Sciences	11			11
Belk, Inc.	1			1
Bliss Bridal	1			1
BPCM	1			1
Burlington Coat Factory	1			1
Jewelry Television (JTV)	2			2
Nordstrom	1			1
Stella Boutique	1			1
Target	1			1
University of Tennessee	1			1
Walgreens	1			1
Special Education	3			3
Nashville Public Library	1			1
Omni Community Health	1			1
University of Tennessee	1			1
Teacher Education		9		9
Academy Sports and Outdoors		1		1
Anderson County Schools		1		1
Clarksville-Montgomery County School System		1		1
Knox County Schools		3		3
Maryville City Schools		1		1
Meigs Middle School		1		1
Williamson County Schools		1		1
ENGINEERING	240	83	59	382
Aerospace Engineering	2	3	1	6
ARA, Inc.		1		1

COLLEGE/MAJOR	Bachelors	Masters	Doctoral	Total
ENGINEERING	240	83	59	382
Aerospace Engineering	2	3	1	6
ARA, Inc.		1		1
Arnold Airforce Base		1		1
Arnold Engineering Development Center (AEDC)		1		1
Citadel, The Military College of South Carolina (The)			1	1
Orbital ATK	1			1
U.S. Army	1			1
Biomedical Engineering	3	2	4	9
Arkis Biosciences	1			1
DENSO Manufacturing	1			1
Garmin International		1		1
International Paper	1			1
Operator		1		1
T&T Scientific			1	1
TechMah, LLC			1	1
University of Tennessee			2	2
Chemical Engineering	29		5	34
ABS Consulting Inc.	1			1
Archer Daniels Midland	1			1
Calsonic Kansei North America, Inc.	1			1
Celtig, Inc.			1	1
Eastman Chemical Company	3			3
Energy Transfer	2			2
Georgia-Pacific	3			3
Hankook Tire	3			3
International Paper	2			2
Michelin USA	1			1
Nalco Champion	1			1
National Renewable Energy Laboratory			1	1
Olin Chlor Alkali	1			1
Process Results, Inc.	1			1
Procter & Gamble	1		1	2
Savannah River Remediation	1			1
Shaw Industries	2			2
Sonoco Products Company	1			1
U.S. Naval Research Laboratory			1	1
University of Tennessee			1	1
Vacuum Technology Inc.	1			1
Valero Energy Corporation	1			1

COLLEGE/MAJOR	Bachelors	Masters	Doctoral	Total
ENGINEERING	240	83	59	382
Chemical Engineering	29		5	34
Y-12 National Security Complex	2			2
Civil Engineering	39	20	1	60
AECOM	1			1
Alfred Benesch & Company		1		1
AT&T	1			1
Barge Waggoner Sumner & Cannon, Inc	1			1
Battelle Memorial Institute		1		1
Benesch Law	1			1
Blalock and Sons	1			1
Brudis & Associates, Inc.		1		1
Cannon & Cannon, Inc.	1			1
Civil & Environmental Consultants, Inc.	1			1
Commerce Construction Corporation	1			1
Consolidated Nuclear Security	1			1
Dan Brown and Associates		1		1
Dieffenbach & Hritz, LLC	1			1
Duke Energy	2			2
EMJ Corporation	1			1
Engineering & Testing Solutions	1			1
Engineering Forensics Group	1			1
EnSafe	1			1
FIGG Bridge		1		1
Garney Construction	1			1
GEO Services, LLC	3			3
Gresham, Smith and Partners	1			1
Hayward Baker Inc.	1			1
Karins & Associates, Inc.	1			1
Kiewit Corporation	2			2
Kimley-Horn and Associates	1	1		2
KSi Structural Engineers		1		1
Land Development Solutions	1			1
LBYD		1		1
Lease, Crutcher, Lewis	1			1
Little Diversified Architectural Consulting		1		1
Memphis Light Gas and Water	1			1
Messer Construction	1			1
Moreland Altobelli Associates, Inc.	1			1
Oak Ridge National Laboratory (ORNL)	1			1

COLLEGE/MAJOR	Bachelors	Masters	Doctoral	Total
ENGINEERING	240	83	59	382
Civil Engineering	39	20	1	60
Powers Hill Design	1			1
PWP Structural Engineers		1		1
Romig Engineers, Inc.		1		1
S&ME, Inc.	1			1
Southern Contractors, Inc.	1			1
Stantec Consulting Services	1			1
Tennessee Department of Transportation (TDOT)	2	5		7
Thompson & Litton		1		1
Trinity Industries	1			1
University of Tennessee			1	1
Varco Pruden Buildings		1		1
Woods Engineering		1		1
Y-12 National Security Complex		1		1
Computer Engineering	9	4	4	17
ATC Nuclear		1		1
Cadre 5LLC	2			2
Electric Power Research Institute	1			1
GE Global Research			1	1
Google	1			1
Information Control Company (ICC)		1		1
Intel Corporation		1		1
Merced County, CA		1		1
MobileMoney	1			1
Nutanix	1			1
Osaro, Inc.			1	1
OSIsoft			1	1
Palo Alto Networks			1	1
SKUPOS Inc.	1			1
Time Warner Cable	1			1
Vacuum Technology Inc.	1			1
Computer Science	34	2	6	42
Accenture	1			1
Adrenaline Inc.	1			1
Advanced Micro Devices (AMD)			1	1
Asurion	1			1
B-Line Medical	1			1
Brian Evans	1			1
Cadre 5LLC	1			1

COLLEGE/MAJOR	Bachelors	Masters	Doctoral	Total
ENGINEERING	240	83	59	382
Computer Science	34	2	6	42
Caterpillar Financial Services	1			1
Cerner Corporation	3			3
Cisco Systems	1	1		2
DPRA	1			1
Emerson Process Management	1			1
Epic Systems Corporation	1			1
General Dynamics	1			1
Georgia Southern University			1	1
Indiana University, Bloomington	1			1
Intel Corporation			1	1
International Paper	1			1
Maryville City Schools	1			1
Oak Ridge National Laboratory (ORNL)	1	1		2
OpenText	1			1
Optum	3			3
OSIsoft	1			1
Pariveda Solutions	4			4
Pershing Yoakley & Associates, P.C. (PYA)			1	1
Red Hat	1			1
Red Ventures	1			1
Science Applications International Corporation (SAIC)	1			1
Teledyne Brown Engineering	1			1
Tennessee Valley Authority (TVA)	1			1
U.S. Army Research Lab			1	1
University of Tennessee			1	1
Walmart	1			1
Electrical Engineering	19	4	16	39
Arnold Engineering Development Complex (AEDC)	1			1
Alevo Analytics			1	1
ARC	1			1
Bridgestone Manufacturing Company	1			1
Broadcast Music, Inc.	1			1
Cadence Design Systems		1		1
DENSO Manufacturing	2			2
Eastman Chemical Company	2			2
GE Healthcare			1	1
General Electric			1	1
Harvard University			1	1

COLLEGE/MAJOR	Bachelors	Masters	Doctoral	Total
ENGINEERING	240	83	59	382
Electrical Engineering	19	4	16	39
Intel Corporation			1	1
International Paper	1			1
IOActive, Inc.			1	1
JTEKT	1			1
Memphis Light Gas and Water	1			1
Meridian BioScience, Inc.			1	1
Northwestern University			1	1
Oak Ridge National Laboratory (ORNL)	1	2	2	5
Qorvo, Inc.			1	1
Schneider Electric	2			2
SemTech Corporation			1	1
Tesla			1	1
Texas Instruments	1		1	2
Textron Aviation	1			1
U.S. Air Force	1			1
University of Tennessee		1	1	2
XYZ Microsystems LLC			1	1
Y-12 National Security Complex	2			2
Engineering Science		1		1
Canadian Air Force		1		1
Environmental Engineering		2		2
Cannon & Cannon, Inc.		1		1
Gresham, Smith and Partners		1		1
Fire Protection Engineering		1		1
Y-12 National Security Complex		1		1
Industrial Engineering	20	20	5	45
Advanced Catalyst Systems, LLC	1			1
Arnold Engineering Development Complex (AEDC)			1	1
Alpha Industries Inc.	1			1
AT&T	3			3
B&W Y12		1		1
Bridgestone Manufacturing Company		1		1
Constellium Rolling Products	1			1
Covenant Transport			1	1
Day & Zimmermann		1		1
DENSO Manufacturing		1		1
FedEx Services		1		1
GE Healthcare	1			1

COLLEGE/MAJOR	Bachelors	Masters	Doctoral	Total
ENGINEERING	240	83	59	382
Industrial Engineering	20	20	5	45
Georgia-Pacific	1			1
MaineHealth		1		1
Manhattan Associates	1			1
Memphis Light Gas and Water	1			1
M-Tek, Inc.		1		1
Nissan North America	1			1
Oak Ridge National Laboratory (ORNL)		7		7
Optum	1			1
Parallon	3		1	4
PepsiCo/Frito-Lay, Inc.	2			2
Polyone	1			1
Production Modeling Corporation		1		1
Reynolds, Smith & Hills (RS&H)		1		1
Shaw Industries	1			1
TennEra	1			1
Torch Technologies, Inc.		1		1
Trane		1		1
U.S. Patent & Trademark Office		1		1
Union University		1		1
University of South Florida			1	1
University of Tennessee			1	1
Materials Science & Engineering		5	9	14
Materials Science & Engineering		5	9	14
Analysis & Measurement Services Corporation (AMS)		1		1
Argonne National Laboratory			1	1
Colorado School of Mines			1	1
Fiat Chrysler Automobiles (FCA)			1	1
Johnson & Johnson		1		1
Mossey Creek Technologies		1		1
Oak Ridge National Laboratory (ORNL)		1	3	4
Quest Global		1		1
Stanford University			1	1
University of Tennessee			2	2
Mechanical Engineering	77	8	3	88
Arnold Engineering Development Complex (AEDC)		1		1
Aleris	1			1
ARC Automotive Inc.	1			1
AT&T	1			1

COLLEGE/MAJOR	Bachelors	Masters	Doctoral	Total
ENGINEERING	240	83	59	382
Mechanical Engineering	77	8	3	88
BAE Systems	1			1
Bechtel Corporation	1			1
Boeing Company	1			1
Capstone Mechanical	1			1
Cargill	3			3
Dennis Group, LLC (The)	1			1
DENSO Manufacturing	5			5
Eastman Chemical Company	1			1
Eaton Corporation	1			1
Enfinity Engineering	1			1
ERC Kennedy Space Center		1		1
ExxonMobil	2			2
Federal Bureau of Investigation (FBI)	1			1
Feintool	1			1
Ford Motor Company	1			1
Fort Defiance Industries	1			1
General Motors	1	2		3
Georgia-Pacific	2			2
Hankook Tire	2			2
Harrison Construction Company	1			1
International Paper	4			4
Johnson Controls		1		1
JTEKT	2			2
JTEKT/Koyo Bearings		1		1
Kenworth Trucking Co.	1			1
Lisega, Inc.	1			1
Lockheed Martin	2			2
Logan Aluminum	1			1
Los Alamos National Laboratory	1			1
Mesa Associates, Inc.	2			2
Michelin USA	3			3
Multimatic	1			1
Naval Surface Warfare Center	1			1
Nissan North America	1			1
NN, Inc.	1			1
Norfolk Naval Shipyard	3			3
Oak Ridge National Laboratory (ORNL)	4		2	6
PAE	1			1

COLLEGE/MAJOR	Bachelors	Masters	Doctoral	Total
ENGINEERING	240	83	59	382
Mechanical Engineering	77	8	3	88
PepsiCo/Frito-Lay, Inc.	2			2
Precision Boilers	1			1
Promat USA	1			1
REA, Inc.	1			1
Resolute Forest Products	1			1
Sam Dong America, Inc.	1			1
Sea Ray	1			1
Shaw Industries	2			2
Sintavia, LLC.	1			1
Sonoco Products Company	1			1
SRG Global		1		1
StandardAero	1			1
T&T Scientific			1	1
Trane	1			1
U.S. Department of Defense	1			1
University of Tennessee		1		1
Vacuum Technology Inc.	1			1
Y-12 National Security Complex	1			1
Nuclear Engineering	8	8	4	20
AREVA		1		1
Bechtel Corporation		1		1
Dominion Virginia Power	1			1
Exelon	1	2		3
Japan Atomic Energy Agency			1	1
MasterCraft Boats, Inc	1			1
Military Sealift Command	1			1
Pacific Gas & Electric	1			1
Smith & Nephew	1			1
Southern Nuclear Operating Company, Inc.	1			1
Spectrum, Inc.		1		1
SunTrust Banks, Inc.		1		1
U.S. Department of Energy		1		1
University of Tennessee			2	2
UT-Battelle			1	1
Y-12 National Security Complex	1	1		2
Polymer Engineering			1	1
Phase2micro			1	1

COLLEGE/MAJOR	Bachelors	Masters	Doctoral	Total
ENGINEERING	240	83	59	382
Reliability & Maintainability		3		3
Duke Energy		1		1
Evergreen Packaging		1		1
Manitowoc Foodservice		1		1
Nursing	82			82
Allegheny Valley Hospital	1			1
Baptist Memorial Hospital	2			2
Baylor Health Care System	1			1
Carilion Clinic	1			1
CHI Memorial Hospital	1			1
Covenant Health	1			1
East Tennessee Children's Hospital	1			1
Erlanger Health System	3			3
Green Hills Pediatric Associates	1			1
Allegheny Valley Hospital	1			1
Baptist Memorial Hospital	2			2
Baylor Health Care System	1			1
Carilion Clinic	1			1
CHI Memorial Hospital	1			1
Covenant Health	1			1
East Tennessee Children's Hospital	1			1
Erlanger Health System	3			3
Holston Valley Medical Center	1			1
Le Bonheur Children's Hospital	6			6
Methodist University Hospital	2			2
Mountain States Health Alliance	1			1
North Suburban Medical Center	1			1
Northside Hospital	2			2
Ochsner Health System	1			1
Parkwest Medical Center	3			3
Piedmont Healthcare	1			1
Saint Thomas Hospital Midtown	9			9
Saint Thomas West Hospital	5			5
St. Francis Hospital	1			1
Starr Regional Medical Center	1			1
Stony Brook University Hospital	1			1
Sumner Regional Medical Center	1			1
Swedish Medical Center	1			1

COLLEGE/MAJOR	Bachelors	Masters	Doctoral	Total
Nursing	82			82
Tampa General Hospital	1			1
Texas Health Harris Methodist Hospital Fort Worth	1			1
TriStar Centennial Medical Center	5			5
University Health Services	1			1
University of Tennessee Medical Center	23			23
Vanderbilt Medical Center	2			2
SOCIAL WORK	10	9		19
Boys and Girls Club	1			1
Capstone Pediatrics		1		1
Childhelp	1	1		2
Department of Children's Services	5			5
Great Schools Partnership		1		1
Helen Ross McNabb	1			1
Monroe Harding		1		1
One Hope United		1		1
Peninsula Hospital		1		1
Personal Growth Counseling		1		1
PricewaterhouseCoopers (PwC)	1			1
Target		1		1
Telamon Corporation		1		1
University of Tennessee	1			1

Employers Recruiting On Campus 2015-2016

#

21st Mortgage
84.51°
A2H, Inc.
a3 Athletics

A

AAA Cooper Transportation
ABF Freight System, Inc.
Academy Sports + Outdoors
Accounting Summer Leadership
Conference Fair
Ackermann PR
Acuity Brands, Inc.
ADT Security Services
Advance Auto Parts
Advisory Board Company (The)
AECOM
Aerotek
Agmark Logistics, LLC
AgriGold
AIA Tennessee
AIM Group
Alcoa Howmet
Alcoa Inc.
ALDI
ALPLA, Inc.
Alumni Hall
Amazon
American Accessories
International
AMERICAN Cast Iron Pipe Co
American Greetings Corporation
American Junior Golf Association
(AJGA)
American Marketing &
Publishing, LLC
American Red Cross
American Society of Interior
Design - Tennessee Chapter
Americold
AmeriCorps NCCC
AMRDEC
Analysis and Measurement
Services Corporation (AMS)
Anderson County Schools
Aramark Corp.
Archer Daniels Midland (ADM)
ARCO Construction
Arlington Community Schools
Armada
AroundCampus Group
Arrive Logistics
Arthrex, Inc.

Associated General Contractors
(AGC) of Tennessee
AT&T
ATC Automation
Athens City Schools
Auto-Owners Insurance
Avery Dennison
AXA Advisors, LLC
Axle Logistics

B

Babcock & Wilcox
BarberMcMurry architects
Barefoot Republic Camp
Barge Waggoner Sumner &
Cannon, Inc.
Bartlett City Schools
Bartlett Tree Experts
Batson Associates
BDO
Bechtel Marine Propulsion
Corporation
Becker Professional Eduation
Bell & Associates Construction,
L.P.
Berry Plastics Corporation
BHDP Architecture
Bimbo Bakeries USA
Blaine Construction Corporation
BLANK Newspaper
Blount County Schools
Blount Memorial Hospital
BlueCross BlueShield of South
Carolina
BlueCross BlueShield of
Tennessee
Bluegreen Vacations
BLUR Workshop
BMW Manufacturing Co., LLC
Boardwalk Pipeline Partners
Boeing Company (The)
Bohan Advertising
Boy Scouts of America, Great
Smoky Mountain Council
Boys & Girls Club of the
Tennessee Valley
Brasfield & Gorrie
Brickman/ValleyCrest
Bricks 4 Kidz
Bridgestone Americas, Inc.
Brooksource
Brunswick Corporation
Buckeye International, Inc.
Buckle, Inc.
Buncombe County Schools
Bunge North America

Burlington Northern Santa Fe
(BNSF)
Bush Brothers & Company

C

C Design
C.H. Robinson
C.L. Services, Inc.
C.W. Matthews Contracting Co.,
Inc.
CAC Beardsley Community Farm
Caleres
Calsonic Kansei North America,
Inc.
Camp Big Fish
Camp Manitowa
Camp Ozark
Camp Wesley Woods
Cargill
Carlisle Construction Materials
Inc.
Carlstar Group (The)
Carter's Inc.
Case Farms
Caterpillar Financial Services
Caterpillar Logistics
Cavalry Logistics
CDH Partners, Inc.
Cedar Springs Weekday School
Cellular Sales
Central Intelligence Agency (CIA)
Centric Architecture
CGI
CHA Consulting Inc
Charah, Inc.
Charles County Public Schools
Charlottesville (VA) City Schools
Chartwell Hospitality
Chattem, Inc.
Chewy.com
Chick-fil-A, Inc.
Choptank Transport
Cigna Corporation
Cintas Corporation
Cisco Systems, Inc.
City of Franklin
Cityview Publishing Inc.
Clark County School District
Clarksville-Montgomery County
School System
Clayton County Public Schools
Clayton Homes/Vanderbilt
Mortgage and Finance
Cleveland City Schools
CLIMB Works
Clinton City Schools
Clorox
Cobb County School District
Cobb-Vantress, Inc
Coca-Cola Bottling Co.
Consolidated
Coca-Cola Refreshments
Colgate-Palmolive Company
Collabera
Collierville Schools
Collins Cooper Carusi Architects
Colortech, Inc.
CommScope
Conry-Taylor & Morrow CPAs
Consolidated Electrical
Distributors, Inc.
Cook Compression
Cooper Carry, Inc.
Cooper Steel
Cope Architecture
Coulter & Justus, PC
Course Hero, Inc.
Coyote Logistics
CR Bard
Cracker Barrel Old Country Store
Crain Construction, Inc.
Crane Worldwide Logistics
Crest Industries, LLC
CRJA-IBI Group
Crowe Horwath LLP
Cumberland Companies, LLC
(The)
Cummins Inc.
Cumulus Media
CVS Health Corporation

D

Dalhoff Thomas Design
Dallas Police Department
Davidson County Head Start
Dell
Deloitte, LLP
Denark Construction
Dennis Group, LLC (The)
DENSO Manufacturing
Design Innovation Architects
Di Fi Solutions
DIA/Missile and Space
Intelligence Center
District of Columbia Public
Schools
Dixon Hughes Goodman LLP
Dollar General Corporation
Dollywood Company (The)
DP3 Architects, Ltd.
DPRA Incorporated
Drake Software

Final Report January 31, 2017

Drug Enforcement
Administration (DEA)
DSC Logistics and Supply Chain
Management
Duval County Public Schools
Dwell Design Studio, LLC

E

E & J Gallo Winery
Earl Swensson Associates
Eastman Chemical
Echo Global Logistics
EchoStar
Electric Power Research Institute
(EPRI)
Electrolux
Elite Transit Solutions, LLC (ETS)
Elliott Davis Decosimo
Emerald Charter Schools
Emerald Youth Foundation
EMJ Corporation
Empire Construction
Enercon Services, Inc.
Energy Transfer Partners
Enterprise Holdings
Enterprise Integration
Epic
Erlanger Health System
Ernst & Young, LLP (E&Y)
Esri
ETSU Quillen College of Medicine
Q & A
Exel Supply Chain
Expeditors International
ExxonMobil

F

Falling Creek Camp
Farm Credit Mid America
Fast Enterprises, LLC
Federal Bureau of Investigation
(FBI)
Federal Bureau of Prisons,
Department of Justice
Federal Deposit Insurance
Corporation (FDIC)
FedEx Corporate Services
FedEx Freight
FedEx Services
Ferguson, a Wolseley Company
Fidelity Investments
First Advantage Bank
First Tennessee Bank
Fisher Investments
FIVE
FLEETCOR
Fletcher
Florida Rock and Tank Lines

Ford Motor Credit Company

G

GAP, Inc.
Garney Construction
General Shale, Inc.
George Armour Ewart Architect
Georgia Department of
Transportation
Georgia School for the Deaf
Georgia-Pacific LLC
Geosyntec Consultants, Inc.
Gerdau
Germantown Municipal School
District
Giattina Aycock Architecture
Studio
Girl Scout Council of Southern
Appalachia
Glenn E. Mitchell & Co., Inc
Global Lending Services
Goodman Manufacturing
Gorge & Green River Adventures
(The)
Grant Thornton
Great West Casualty Company
Green Mountain Technology
Greeneville City School System
Gresham Smith and Partners
Greystar
Gwinnett County Public Schools

H

H&R Block
Hajoca Corporation
Halyard Health
Hamilton County Schools
Hanesbrands Inc.
Hankook Tire Manufacturing
Tennessee LP.
Hard Rock Cafe Pigeon Forge
Harrah's Cherokee Casino Resort
Harrison Construction
Hastings Architecture Associates
Hayward Baker, Inc.
HCTec
Helen Ross McNabb Center
Henry County Schools
Hensel Phelps
HEP, Inc.
HFR Design, Inc.
Hill Foley Rossi
HKS
HMK Architects PLLC
Hnedak Bobo Group, Inc.
Hoar Construction
Holiday Inn World's Fair Park
Home Depot (The)

Hormel Foods
Horry County Schools
Hospital Corp of America (HCA)
Hub Group
Hyster-Yale Group (HYG)

I

IBM
Information International
Associates, Inc.
Innovate Manufacturing
INROADS
Insight Global, Inc.
Intergraph
Internal Data Resources (IDR)
International Paper

J

J&L Marketing
J.B. Hunt Transport, Inc.
J.Crew
Jackson Hewitt
JBS
JE Dunn Construction Company
Jefferson County Schools
Jewelry Television (JTV)
Jimmy John's Gourmet
Sandwiches
Johnson & Johnson
Johnson Controls, Inc.
Johnson Johnson Crabtree
Architects, PC (JJCA)
JTEKT/Koyo Bearings

K

Kellogg's
KIEWIT
Kimberly-Clark Corporation
Kimley-Horn
Kingsport City Schools
KnackTek LLC
Knox County Schools
Knox Ridge, LLC
Knoxville Convention Center
Knoxville Museum of Art
Knoxville News Sentinel
Knoxville TVA Employees Credit
Union
Knoxville Utilities Board (KUB)
Koch Industries, Inc
Kohl's
Kollmorgen
KPMG LLP
KraftCPAs PLLC
Kroger Co. (The)

L

Landair Transportation Inc.
Layton Construction Company
LBMC
LEAD Public Schools
Learning Innovations Inc.
Lewis Group Architects
Liberty Mutual Group
Lidl US
Lighthouse Christian Camp
Lipman Produce
Lipscomb University
Lisega, Inc.
Little Fishkopp
Local Motors
Logan Aluminum
Logan University
Los Alamos National Laboratory
Lowe's Companies, Inc.
Lutron Electronics Co., Inc.
Luxottica

M

MAHLE
Manhattan Associates
Marathon Petroleum Company
LP
Marcum LLP
Marian University at Saint
Thomas Health
Marine Corps
Mariner Finance
Marriott
Mars Inc.
Marten Transport
Martin Brower
Matthews Real Estate
Investment Services
Maurices
Maxim Healthcare Services
McCarty Holsaple McCarty
McCormick & Company, Inc.
McGill Associates, P.A.
McKee Foods Corporation
McKibbin Hotel Management
Meditrac
Memphis College Prep
Elementary School
Memphis Light, Gas and Water
Memphis Rise Academy
Mental Health Cooperative, Inc.
Merit Construction, Inc.
Merrill Lynch
Mesa Associates, Inc.
Messer Construction
Metropolitan Drug Commission
Metropolitan Nashville Public
Schools

Final Report January 31, 2017

Missile Defense Agency
Modern Woodmen of America
Mondelez International
Monsanto
Mosaik Solutions
Mountaire Farms of North Carolina
Moxley Carmichael
MSTSD, Inc.
Mueller Industries, Inc.
Murfreesboro Police Department
Mutual of Omaha

N

NACCO Materials Handling Group (NMHG)
NaCoMe Camp & Conference Center
Nalls Sherbakoff Group, LLC
National Security Agency
Naval Surface Warfare Center
Neff Rental LLC
Network Of International Christian Schools
Newell Rubbermaid
Nike Inc.
Niles Bolton Associates
Nissan North America
Nolan Transportation Group
Norfolk Naval Shipyard
Norfolk Southern Corporation
Norris Academy
NorthSouth Productions
Northwestern Mutual
Novacopy
Novozymes
Nutanix Inc.

O

Oak Ridge Institute for Science and Education (ORISE)/National Energy Technology Laboratory
Oak Ridge National Laboratory (ORNL)/UT Battelle
Oak Ridge Schools
OHL
OHM Advisors
Olin Chlor Alkali
Optum, a UnitedHealth Group Company
Oro Grande School District
OSisoft
Out of the Blue Marketing
Owens & Minor

P

P&S Transportation Inc
Panalpina
Paradigm Wealth Partners
Parallel Education
Parallon Business Solutions
Pariveda Solutions
Patriot Threads
Peace Corps
Peach Tree Landscape
Penske Truck Leasing
PepsiCo
PerfectServe, Inc.
Performance Contracting, Inc.
Perkins+Will
Pershing Yoakley & Associates, P.C. (PYA)
PetSmart
Phillips and Jordan, Inc.
Phillips-Creasey
PhysAssist Scribes
Pictsweet
Pilot Flying J
Pine Cove
Pinkstaff, Simpson, & Headrick, PC
Platinum Recruiting
PLS Logistics Services
Plumbing Distributors Inc.
PMG Research, Inc.
PolyOne Corporation
Praxis3
Premier Staffing Partners
PricewaterhouseCoopers
Prime Medical Training
Procter & Gamble (P&G)
Professional Service Industries, Inc.
Proffitt & Goodson, Inc.
Project GRAD USA/GRAD Academy Memphis
Project Inspire
Propak Logistics, Inc.
PS Logistics
Publix Super Markets Inc.
Pugh CPAs
Pulte Group Inc.
PureLine Design & Print, Inc.
Purpose Preparatory Academy
Putnam County School System

Q

Quality Manufacturing Systems, Inc.
Quicken Loans

R

R+L Global Logistics and R+L Truckload Services
R2 Logistics
Rafting in the Smokies
Randstad
RCN Communications
Realty Trust Group, LLC
Red Chair Architects
Red Lobster
Red Ventures
Regal Entertainment Group/Regal Cinemas
Regions Bank
Rehrig Pacific Company
REMAX Preferred Properties
RemoteBooksOnline
Rentenbach Constructors Incorporated
Republic Finance, LLC
Resource Accounting Resource Group (The)
Reyes Holdings, LLC
Richmont Graduate University
River Valley AgCredit
RIVR Media
RJ Reynolds
Roane County Schools
Roanoke City Public Schools
Robertson County Schools
Robins & Morton
Rockwell Automation
Rodefer Moss & Co, PLLC
Rolls-Royce
RossTarrant Architects
Rouse Construction
RR Donnelley
Ruan Transport Corporation
Rule Joy Trammell + Rubio
Rush Enterprises, Inc.
Ryder System, Inc
Ryman Hospitality Properties/Grand Ole Opry/Ryman Auditorium

S

S&ME, Inc.
SABIC
Saddle Creek Logistics Services
Sage Environmental Consulting SAIC
Sanders Pace Architecture
Savannah River Nuclear Solutions
Savannah River Remediation
Save-A-Lot Food Stores
Schlumberger
Schneider Electric

SCHOTT Gemtron
Scott Logistics Corp.
Scripps Networks
SDI Marketing
Sears Holdings Corporation
Sequel Youth & Family Services
SESCO Lighting, Inc.
Sevier County Schools
SGL Carbon, LLC
Shaw Floors
Shelby County Schools
Shelton Group
Sherwin-Williams
Shoffner Kalthoff Mechanical Electric Service
Shoney's of Knoxville, Inc.
Siemens Molecular Imaging Signal
Signal Energy Constructors
Silling Associates, Inc.
Sixt rent a car
Skidmore, Owings & Merrill (SOM) LLP
SLAM Collaborative (The)
Smallwood, Reynolds, Stewart, Stewart & Associates, Inc.
SMG Destinations
Social Security Administration (SSA)
Sonoco Products Company
Southeast Venture
Southern Champion Tray
Southern Company
Southern Life Insurance Group
Southern Teachers Agency
Southwestern Company
Springleaf Financial Services
SRG Global
SSOE Group
St. Joe Club & Resorts
Staffing Solutions
StaffSource
STEM Preparatory Academy
Sterling Global Operations, Inc.
Studio Four Design
Sumner County Board of Education
SunTrust Bank
Syntel, Inc.

T

T.G.J. & Co., Inc.
Talbots
Target Corporation
Tarwater & Company
Teach For America
TEAMeffort Missions
Techmer PM

Final Report January 31, 2017

Techtronic Industries (TTi)
TEKsystems
Tellico Village
Tennessee Board of
Architectural & Engineering
Examiners
Tennessee Department of
Agriculture
Tennessee Department of Audit
Tennessee Department of
Transportation (TDOT)
Tennessee Department of
Treasury
Tennessee Farmers Cooperative
Tennessee Smokies Baseball
Tennessee State Parks
Tennessee Steel Haulers
Tennessee Tech University
Tennessee Valley Authority
(TVA)
Tennessee Wildlife Resources
Agency
Tennova Healthcare
Textron Aviation (Beechcraft
Corporation and Cessna Aircraft
Company)
TFE, Inc.
The Marines
TNT Fireworks

Torrecid Group
Total Quality Logistics, Inc. (TQL)
Tractor Supply Company
Trane
Transplace
Transportation Insight
Trinity Manufacturing, Inc.
TruGreen
TSH, Inc.
Tuck Hinton Architects
Turner Construction
tvsdesign
Tyson Foods, Inc.

U

U.S. Army
U.S. Cellular
U.S. Department of State
U.S. Marines
U.S. Navy, Officer Programs
U.S. Nuclear Regulatory
Commission
U.S. Xpress, Inc.
UBS Financial Services
UGA Extension
Unilever
Union County Public Schools
United Parcel Service (UPS)

UnitedHealth Group
University of Alabama
University of Kentucky
University of Tennessee
University of Tennessee Medical
Center
Unum
US Foods
USDA
UT Police Department
UT Volunteer Dining (Aramark)

V

Vacuum Technology Inc.
Vanderbilt Mortgage and
Finance
Vastek Group Inc
Veritiv
Verizon Wireless
Village Behavioral Health
Volkswagen Group of America
Chattanooga Operations, LLC
Volunteer Research Group

W

Waddell & Reed
Walgreens
Walmart

Warner Robins Air Logistics
Complex
Washington River Protection
Solutions (WRPS)
WATE-TV6
WBIR-TV
Wellmont Health System
Werner Enterprises
WestRock
Wilderness at the Smokies
Williamson County Schools
WinShape Camps
Workspace interiors
Worthington Industries
WRCB-TV
Wright Brothers Construction
Company, Inc.
WTNZ Fox 43
WTVC NewsChannel 9
WUOT 91.9 FM
WVLT-TV
Wyndham Vacation Ownership

Y

Y-12 National Security Complex
YMCA Blue Ridge Assembly
YMCA Camp Widjiwagan
Youth Villages

Interviewing Report Fall 2015-Spring 2016

These numbers were calculated using reported data from within the Hire-A-VOL system, as well as reported numbers from employer-created schedules. These numbers represent all interviews held at UT Center for Career Development in the Student Union as well as job fair interviews.

Companies

	2015-2016	2014-2015	2013-2014	2012-2013	2011-2012
Fall	151	112	115	109	139
Spring	99	99	115	115	179
Total	250	211	230	224	318

Schedules

	2015-2016	2014-2015	2013-2014	2012-2013	2011-2012
Fall	378	383	370	414	439
Spring	311	225	245	286	391
Total	689	608	615	700	830

Interviews

	2015-2016	2014-2015	2013-2014	2012-2013	2011-2012
Fall	2245	1831	1897	3247	1698
Spring	1467	1181	1424	1935	996
Total	3712	3012	3321	5182	2694

Interview Report by College and Major

College	2015-2016	2014-2015	2013-2014	2012-2013	2011-2012
Agricultural Science & Natural Resources	46	75	66	69	**
Architecture & Design	1	NA	NA	2	**
Arts & Sciences	161	112	105	263	**
Business Administration	2599	2172	2480	2178	**
Communication and Information	78	49	65	67	**
Education, Health & Human Sciences	81	42	84	90	**
Engineering	712	552	521	620	**
Law	8	6	NA	NA	NA
Nursing	3	NA***	NA***	3	**
Social Work	3	2	NA	3	**
Unknown/Undecided	20	2	NA	NA	NA
Total	3712	3012	3321	3295	**

Class	2015-2016	2014-2015	2013-2014	2012-2013	2011-2012
Bachelor's	2827	2652	2822	2752	**
Master's	413	273	424	334	**
PhD	23	21	17	22	**
Alumni	69	59	NA	NA	**
Other/Unknown	380	7	58	188	**
Total	3712	3012	3321	3296	**

COLLEGE OF AGRICULTURAL SCIENCES & NATURAL RESOURCES

Major	2015-2016	2014-2015	2013-2014	2012-2013	2011-2012
Agricultural Leadership, Education & Communications	3	1	5	2	**
Agricultural Resource & Economics	1	NA	6	6	**
Animal Science	13	3	7	7	**
Biosystems Engineering	NA	3	5	7	**
Entomology & Plant Pathology	NA	2	NA	NA	**
Environmental & Soil Sciences	4	43	4	6	**
Food & Agricultural Business	7	6	8	13	**
Food Science & Technology	14	6	21	19	**
Forestry	2	4	2	3	**
Plant Sciences	1	2	NA	NA	**
Natural Resources & Environmental Economics	NA	NA	2	1	**
Wildlife & Fisheries Science	1	5	5	3	**
Total	46	75	65	67	**

COLLEGE OF ARCHITECTURE & DESIGN

Major	2015-2016	2014-2015	2013-2014	2012-2013	2011-2012
Architecture	1	NA	NA	1	**
Interior Design	NA	NA	NA	1	**
Total	1	NA	NA	2	**

COLLEGE OF ARTS & SCIENCES

Major	2015-2016	2014-2015	2013-2014	2012-2013	2011-2012
Anthropology	5	4	1	11	**
Art	NA	2	NA	NA	**
Arts & Sci Exploratory Track	4	NA	NA	NA	**
Biological Sciences	26	3	27	61	**
Chemistry	7	1	2	8	**
Classics	2	NA	NA	1	**
College Scholars Program	1	NA	NA	2	**
Ecology/Evolutionary Biology	2	NA	NA	NA	**
Economics	19	19	8	21	**
English	NA	6	5	17	**
Geography	1	2	1	1	**
Geology And Environmental Stdy	1	NA	1	5	**
Graphic Design	NA	NA	NA	1	**
History	3	1	1	9	**

COLLEGE OF ARTS & SCIENCES

Major	2015-2016	2014-2015	2013-2014	2012-2013	2011-2012
Interdisciplinary Programs	8	2	4	16	**
Mathematics	4	8	6	5	**
Medical Laboratory Science	1	NA	NA	NA	**
Microbiology	1	NA	NA	NA	**
Modern Foreign Lang/Liter	11	4	3	3	**
Music	NA	1	NA	5	**
Philosophy	NA	1	NA	NA	**
Physics	1	5	2	3	**
Political Science	20	18	7	20	**
Pre-Professional Programs	8	NA	NA	10	**
Psychology	19	12	15	34	**
Public Policy & Administration	4	1	NA	NA	**
Sociology	7	14	4	6	**
Statistics	5	3	4	1	**
Theatre	1	NA	NA	2	**
Undecided	NA	5	14	21	**
Total	161	112	105	263	**

HASLAM COLLEGE OF BUSINESS

Major	2015-2016	2014-2015	2013-2014	2012-2013	2011-2012
Accounting	731	768	880	894	**
Business Administration	246	41	138	160	**
Business Administration Exploratory Track	50	9	NA	NA	**
Business Analytics	207	126	95	13	**
Economics	20	38	21	35	**
Finance	118	93	123	155	**
Human Resource Management	53	44	23	44	**
Logistics	16	46	NA	711	**
Management	68	58	99	57	**
Marketing	205	161	123	95	**
Public Administration	2	2	3	7	**
Statistics	NA	1	NA	6	**
Supply Chain Management	883	790	NA	NA	**
Total	2599	2177	1505	2177	**

COLLEGE OF COMMUNICATION & INFORMATION

Major	2015-2016	2014-2015	2013-2014	2012-2013	2011-2012
Advertising	11	9	5	8	**
Communication Studies	34	25	40	43	**
Journalism & Electronic Media	15	4	15	10	**
Public Relations	18	11	4	6	**
Total	78	49	64	67	**

COLLEGE OF EDUCATION, HEALTH & HUMAN SCIENCES

Major	2015-2016	2014-2015	2013-2014	2012-2013	2011-2012
Audiology/Speech Pathology	1	NA	NA	NA	**
Child And Family Studies	5	NA	3	5	**
College Student Personnel	2	NA	NA	NA	**
Hotel, Restaurant & Tourism	7	16	16	15	**
Kinesiology	22	NA	7	21	**
Nutrition	6	3	3	3	**
Recreation Sport Management	14	7	10	6	**
Retail & Consumer Sciences	16	6	26	33	**
Special Education	2	NA	1	NA	**
Sports Management	NA	1	NA	3	
Teacher Education	6	1	16	4	**
Total	81	34	82	90	**

COLLEGE OF ENGINEERING

Major	2015-2016	2014-2015	2013-2014	2012-2013	2011-2012
Aerospace Engineering	32	14	19	8	**
Biomedical Engineering	22	3	11	39	**
Chemical Engineering	157	148	100	104	**
Civil Engineering	21	29	14	17	**
Computer Engineering	13	6	10	34	**
Computer Science	70	47	33	24	**
Electrical Engineering	45	54	52	79	**
Energy Science & Engineering	NA	1	NA	NA	**
Environmental Engineering	NA	2	NA	3	**
Industrial Engineering	81	58	68	86	**
Materials Science & Engineer	6	14	6	4	**
Mechanical Engineering	248	162	183	192	**
Nuclear Engineering	13	17	23	32	**
Polymer Engineering	NA	NA	NA	1	
Reliability / Maintainability	4	NA	NA	NA	**
Total	712	555	519	623	**

COLLEGE OF LAW

Major	2015-2016	2014-2015	2013-2014	2012-2013	2011-2012
Law	8	6	NA	NA	**

COLLEGE OF NURSING

Major	2015-2016	2014-2015	2013-2014	2012-2013	2011-2012
Nursing	3	NA***	NA***	3	**

COLLEGE OF SOCIAL WORK

Major	2015-2016	2014-2015	2013-2014	2012-2013	2011-2012
Social Work	3	2	NA	3	**

COLLEGE OF VETERINARY MEDICINE

Major	2015-2016	2014-2015	2013-2014	2012-2013	2011-2012
Veterinary Medicine	NA	NA	NA	1	**

*This report only includes data collected through the Hire-A-VOL system; it does not include data on interviews created outside of the Hire-A-VOL network.

**Data for the 2011-2012 school year was not available because of a change in reporting systems.

***The College of Nursing collects their own interviewing, on-campus recruiting and career information.

Job Fair Statistics 2015-2016

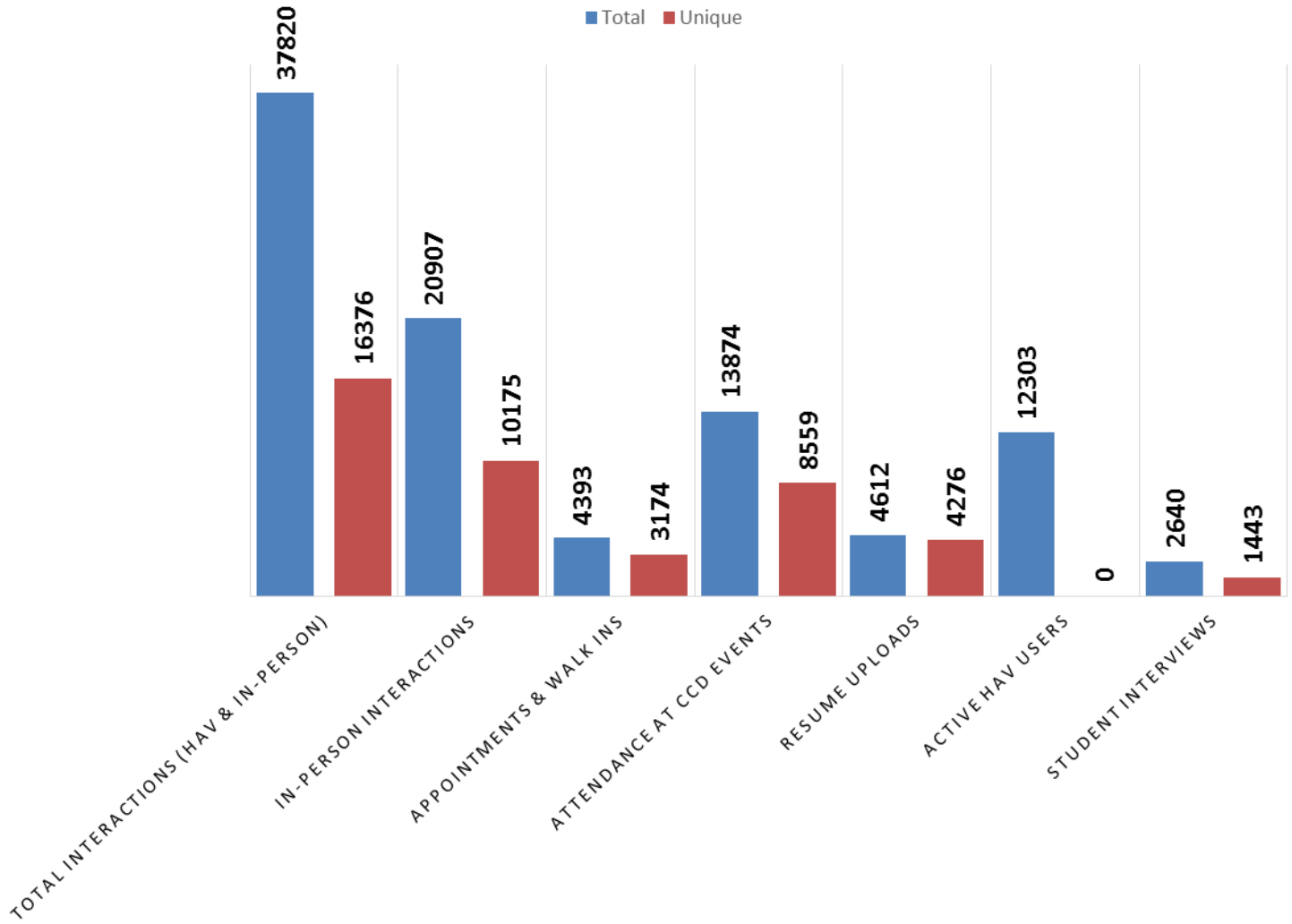
		2015-2016	% Increase or Decrease from 2014-2015 to 2015-2016	2014-2015	% Increase or Decrease from 2013-2014 to 2014-2015	2013-2014
Part-time Job Fair	Employer Attend.	47	9%	43	-9%	47
	Student Attend.*	318	-52%	660	-8%	718
Supply Chain Management Job & Internship Fair	Employer Attend.	118	24%	95	NA	NA
	Student Attend.*	628	21%	519	NA	NA
Business, Retail and Government Job & Internship Fair	Employer Attend.	108	-2%	110	NA	NA
	Student Attend.*	650	-15%	763	NA	NA
Engineering and STEM Job & Internship Fair	Employer Attend.	111	3%	108	NA	NA
	Student Attend.*	564	-17%	680	NA	NA
College of Agricultural Sciences and Natural Resources Fair	Employer Attend.	38	-31%	55	45%	38
	Student Attend.*	452	50%	302	-19%	372
Communications Job and Internship Fair	Employer Attend.	43	-28%	60	15%	52
	Student Attend.*	212	-27%	290	-7%	311
Diversity Job Fair	Employer Attend.	69	3%	67	49%	45
	Student Attend.*	143	-66%	423	123%	190
Spring Job & Internship Fair	Employer Attend.	226	8%	209	2%	204
	Student Attend.*	1613	-17%	1932	23%	1571
Education Job Fair	Employer Attend.	54	-2%	55	41%	39
	Student Attend.*	146	-22%	186	20%	155

*This number does not reflect alumni or other participants who were not registered with the Hire-A-VOL system.

Student Engagements

Office-Wide Student Interactions

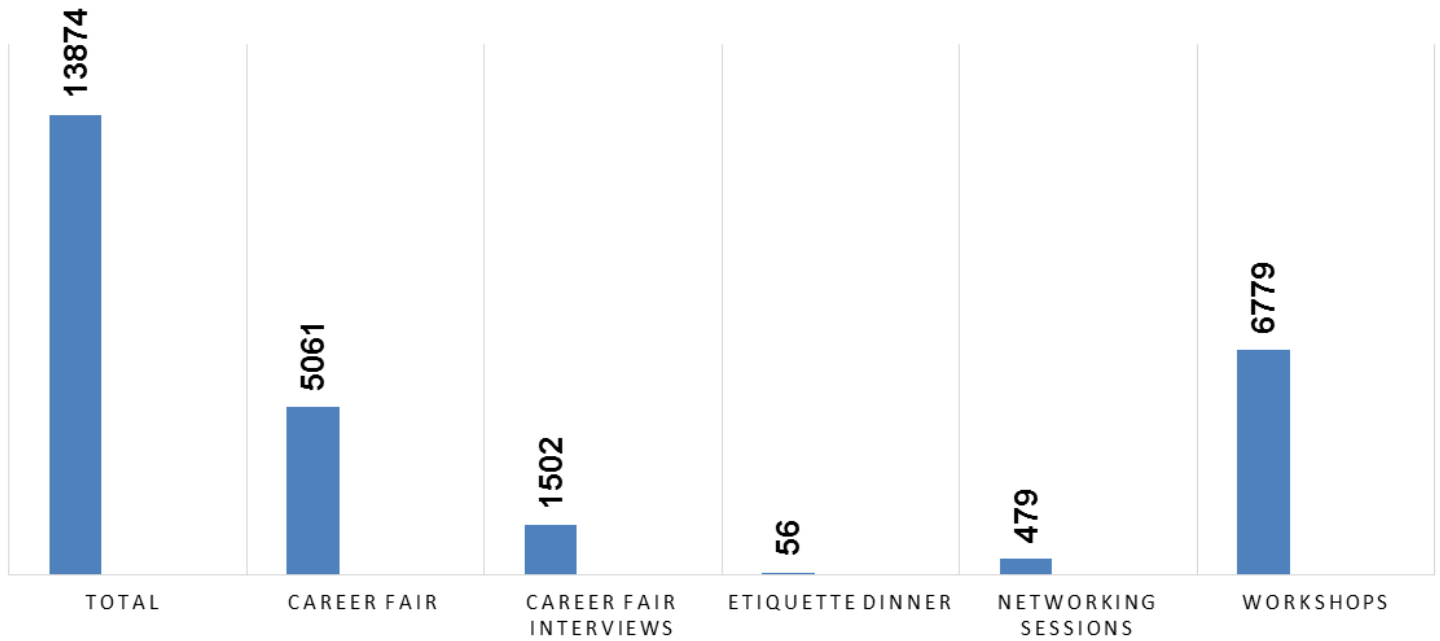
OFFICE-WIDE STUDENT INTERACTIONS BY SERVICE-TYPE



Notes:

- *Total Interactions* represents active Hire-A-VOL (HAV) accounts and all in-person interactions, i.e., appt., walk-ins, events, student interviews.
- *Student Interviews* does not include day after job fair interviews due to the way Hire-A-VOL (HAV) categorizes this data. Career Fair interviews can be located under Student Attendance by Event chart.

STUDENT ATTENDANCE BY EVENT TYPE



Key Points:

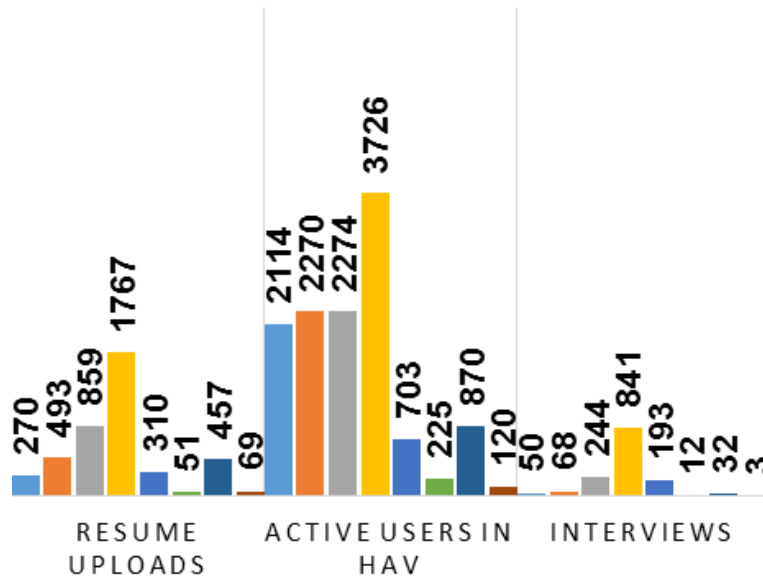
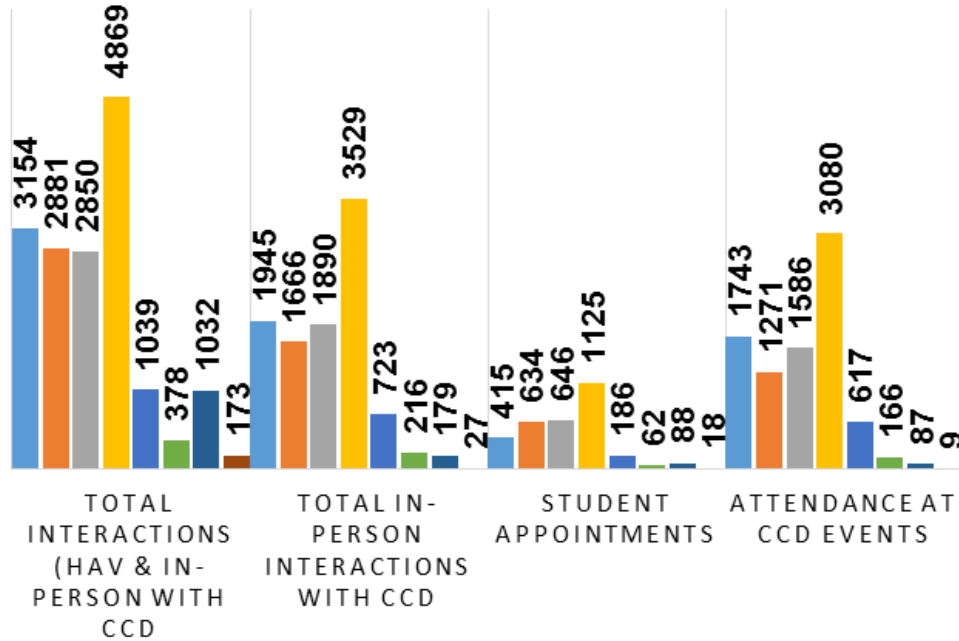
- Total unique users was 16,376. Of unique visitors (users) 10,175 were in-person while remaining 6,201 had active Hire-A-VOL (HAV) accounts only.
- 4393 total student appointments. 3,174 were unique and 1,219 were return visitors. 1,577 walk in appointments. 1,479 were unique and 98 were return visitors.
- 8,559 student attended center events. 5,315 attended more than one event.
- 12,303 students and alumni have active accounts in Hire-A-VOL (HAV). 4,276 uploaded resumes.
- There was a total of 4,142 interviews on-campus. 1,502 were day-after the career fair interviews and 2,640 were through Hire-A-VOL.

Note: In all other charts, unless otherwise noted, demographics are based off unique students count.

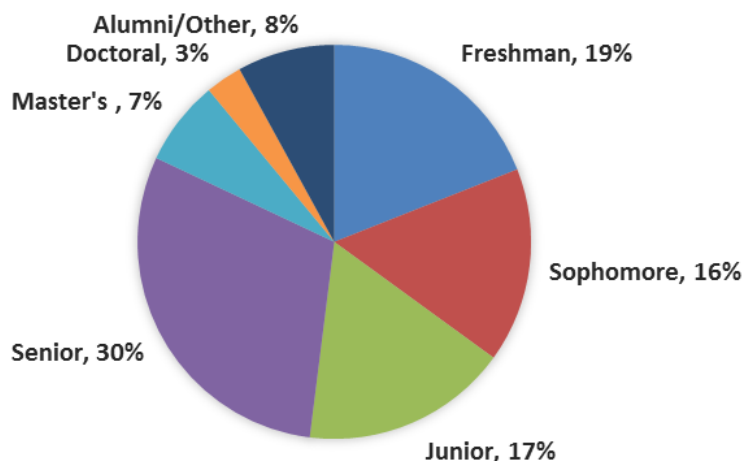
Student Interactions by Classification Demographics

USAGE BY CLASS DEMOGRAPHICS

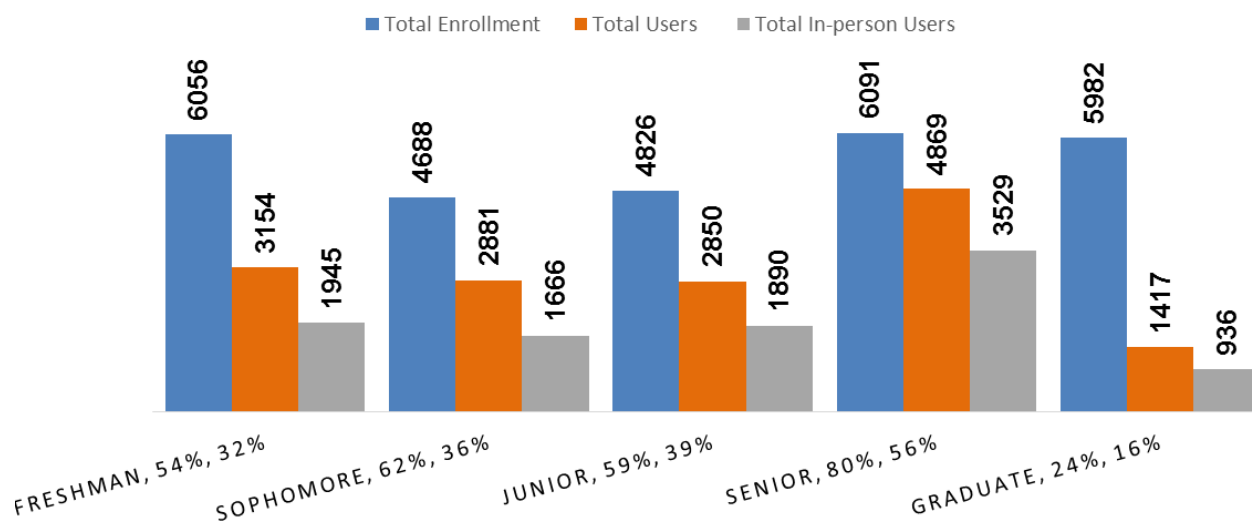
■ Freshman ■ Sophomore ■ Junior ■ Senior ■ Master's ■ Doctoral ■ Alumni ■ Unknown



PERCENTAGE OF TOTAL USAGE BY CLASS DEMOGRAPHICS



USAGE BY CLASS COMPARED TO TOTAL ENROLLMENT



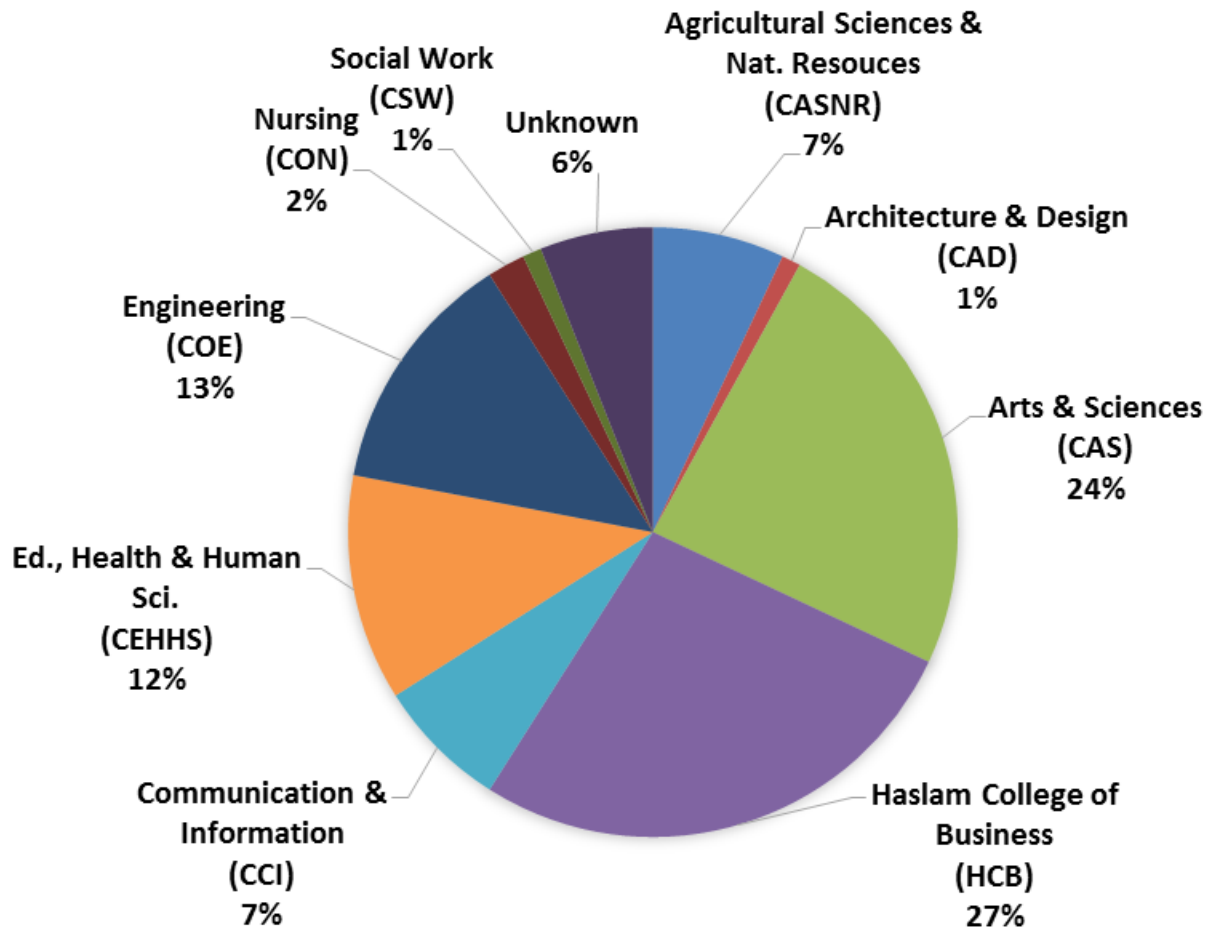
Note: Total enrollment is calculated from UT Fall 2015 Factbook. "Freshman" is total freshmen calculation including "first time" and "other" from UT Factbook

Key Points:

- 85% of unique users were undergraduate. 10% were graduate students. 8% were alumni or unknown.
- 56% of total enrolled students utilized the center in 2015/16. 63% of undergraduates utilized the center in 2015/16. 23% of graduate students utilized the center in 2015/16.
- Seniors were 30% of users and had higher participation in all categories. All other classes were similar in participation: Freshman 19%, Sophomore 16%, Junior 17%. (Participation level by class went in descending order for all categories except "Events" where freshmen were second only to seniors.)
- Of undergraduates, Seniors had the highest percentage of their total population utilizing the center. 80% utilized any services and 56% utilized an in-person service.
- Of undergraduates, Freshmen had slightly higher opportunity for growth in numbers based on total enrollment and the percentage of current users. ~ 6056 with only 54% currently using any services. Only 32% currently using in-person services.

Student Interactions by College Demographics

PERCENTAGE OF TOTAL USAGE BY COLLEGE DEMOGRAPHICS



College - User numbers and percentages compared by undergraduate, graduate and alumni.

	Total Enrollment	Total Users (HAV & In-Person)	%	In-person Users	%	Total Enrollment Undergrad	Total Users Undergrad	%	In-person Undergrad	%
CASNR	1736	1071	60%	776	43%	1472	967	66%	724	50%
CAD	423	216	51%	170	40%	360	175	49%	132	37%
CA&S	8232	3983	49%	2186	27%	6963	3573	51%	2026	29%
HCB	5134	4463	88%	2897	57%	4501	3841	85%	2590	57%
C&IS	1437	1076	71%	699	47%	1217	934	77%	659	54%
EHHS	3873	2032	58%	1336	38%	2606	1627	62%	1091	42%
COE	3897	2045	51%	1347	34%	2965	1684	57%	1152	39%
COL	374	58	16%	17	5%	0	0	0	0	0
CON	757	259	35%	159	18%	576	252	44%	156	27%
CSW	724	231	33%	129	18%	194	134	69%	87	45%
CVM	349	14	4%	7	2%	0	0	0	0	0

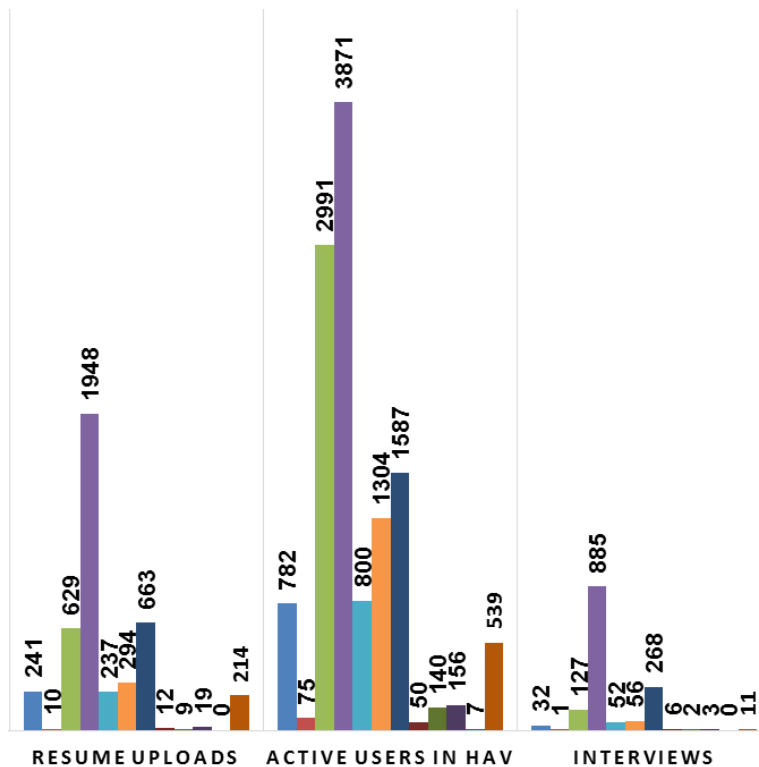
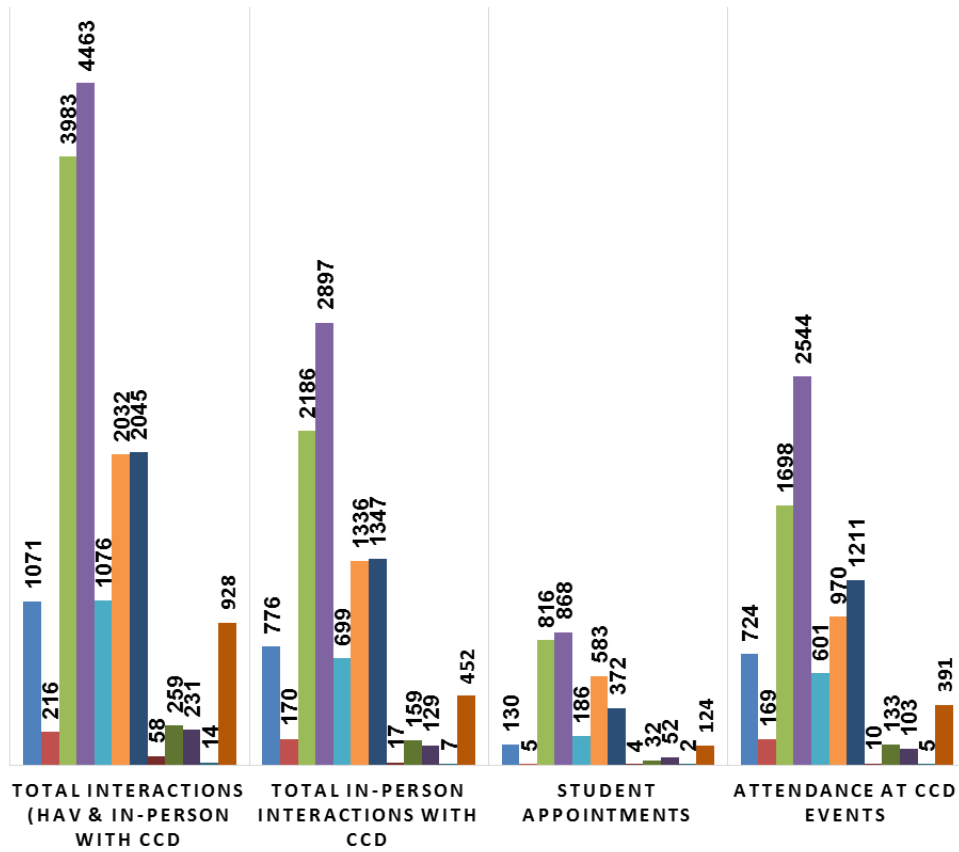
	Total Enrollment Graduate	Total Users Graduate	%	In-Person Graduate	%	Total Users Alumni	In-Person Alumni
CASNR	264	64	24%	40	15%	36	12
CAD	63	39	61%	37	59%	2	1
CA&S	1269	167	13%	103	8%	228	53
HCB	633	299	47%	251	39%	310	49
C&IS	220	56	25%	28	13%	81	12
EHHS	908	317	35%	233	26%	86	12
COE	932	250	27%	160	17%	107	34
COL	374	58	16%	17	5%	0	0
CON	181	7	4%	3	2%	0	0
CSW	530	87	16%	39	7%	10	3
CVM	349	14	4%	7	2%	0	7

Key Points:

- Haslam College of Business 27% and College of Arts & Sciences 24% were the highest percentage of users. Engineering 13% and EHHS 12% were next.
- Haslam College of Business has the highest percentage of their total college population utilizing the center. 88% utilized any services and 57% utilized an in-person service.
- College of Arts & Sciences has the highest opportunity for growth in numbers based on totals in the college and the percentage of current users. ~ 8,000 in the college with only 49% currently using any services. Only 27% currently using in-person services.

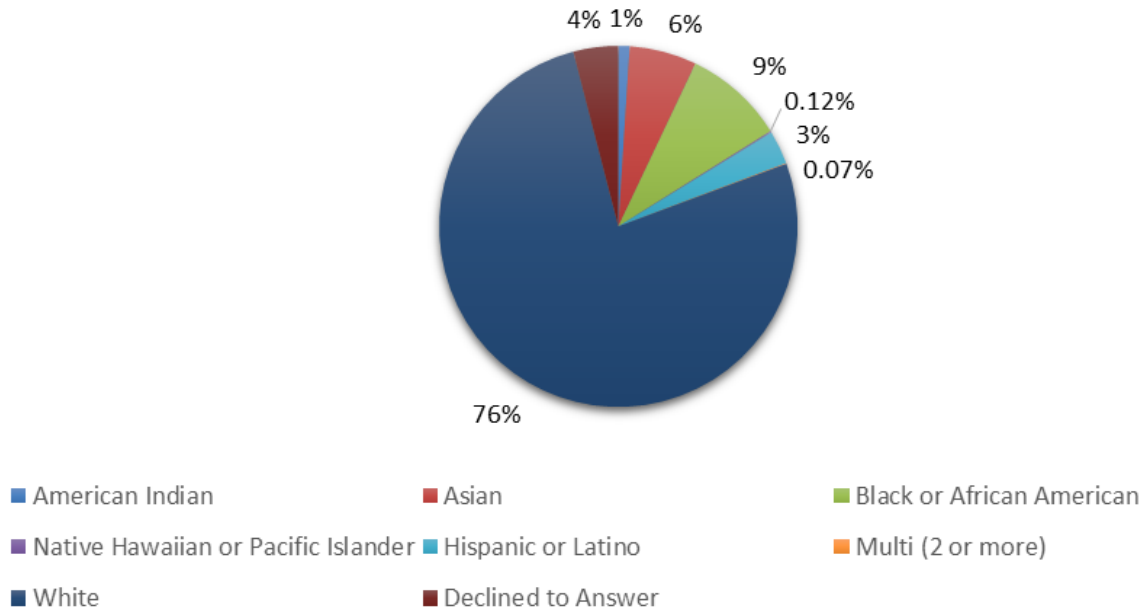
USAGE NUMBERS BY COLLEGE DEMOGRAPHICS

■ CASNR ■ CAD ■ CA&S ■ HCB ■ CIS ■ CEHHS ■ COE ■ COL ■ CON ■ CSW ■ CVM ■ Unknown



Student Interactions by Race & Ethnicity Demographics

PERCENTAGE OF USAGE BY RACE/ETHNICITY

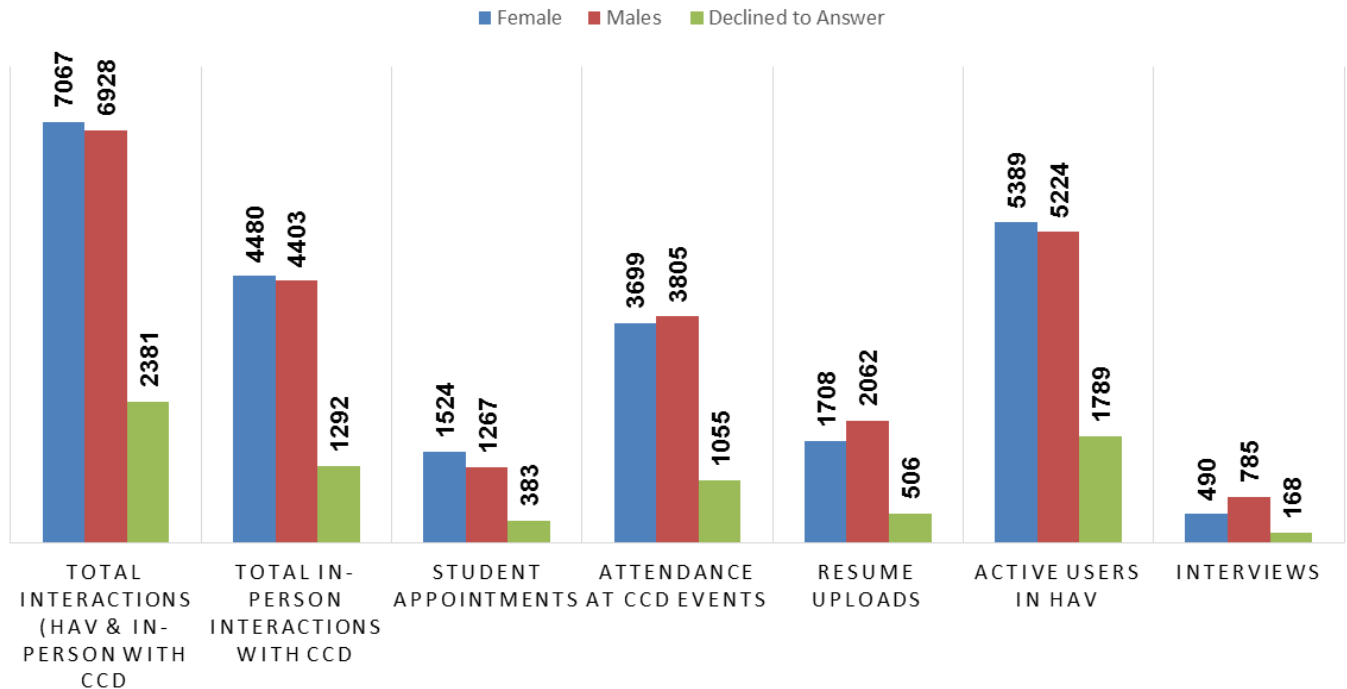


Key Points:

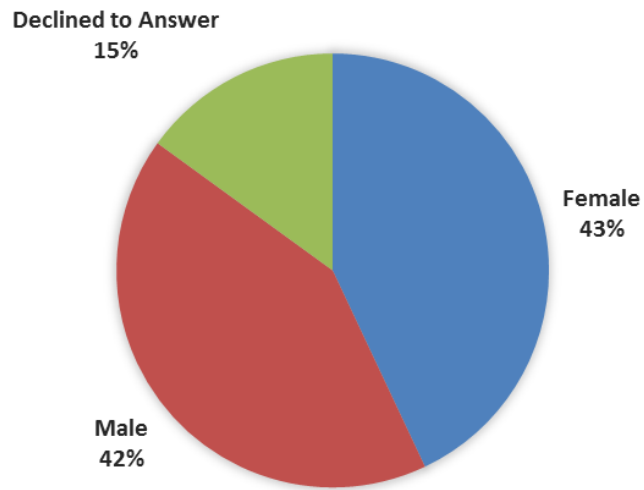
- The center’s usage by race and ethnicity is similar to UT Knoxville’s overall enrollment data.

Student Interactions by Gender Demographics

USAGE BY GENDER DEMOGRAPHICS



PERCENTAGE OF USER BY GENDER DEMOGRAPHICS



Key Points:

- Males and females utilized our services at an almost equal rate. This is similar to UT Knoxville overall demographics. 15% declined to answer this demographic question.