



January 2017

Effects of Language Immersion versus Classroom Exposure on Advanced French Learners: An ERP Study

Alexandra Claire Brito
abrito@vols.utk.edu

Follow this and additional works at: <http://trace.tennessee.edu/pursuit>

 Part of the [Cognitive Neuroscience Commons](#), and the [French Linguistics Commons](#)

Recommended Citation

Brito, Alexandra Claire (2017) "Effects of Language Immersion versus Classroom Exposure on Advanced French Learners: An ERP Study," *Pursuit - The Journal of Undergraduate Research at the University of Tennessee*: Vol. 8 : Iss. 1 , Article 4.
Available at: <http://trace.tennessee.edu/pursuit/vol8/iss1/4>

This Article is brought to you for free and open access by Trace: Tennessee Research and Creative Exchange. It has been accepted for inclusion in Pursuit - The Journal of Undergraduate Research at the University of Tennessee by an authorized editor of Trace: Tennessee Research and Creative Exchange. For more information, please contact trace@utk.edu.

Effects of Language Immersion versus Classroom Exposure on Advanced French Learners: An ERP Study

ALEXANDRA CLAIRE BRITO

University of Tennessee, Knoxville
abrito@vols.utk.edu

Advisor: Dr. Harriet Bowden

This work is licensed under the Creative Commons Attribution 4.0 International License.

To view a copy of this license, visit <http://creativecommons.org/licenses/by/4.0/>.

Copyright is held by the author(s).

University students often report making significant advances in their second language (L2) ability after immersion in a nonnative language through study abroad. The degree to which late L2 learners can become nativelike in terms of L2 performance and brain processing is unclear in second language acquisition research. The link between L2 proficiency and learning context has been characterized in previous research, yet the role of learning experience in attaining nativelike brain processing of L2 remains to be elucidated. This study contrasts learners with advanced French proficiency who have attained this level with no, little, or more immersion experience through study abroad. By using empirical neurolinguistic techniques, I investigate the impact of immersion versus classroom experience on second language processing. Participants were advanced learners of French who are separated into groups based on amount of immersion experience. Participants read sentences in French, which were either correct or contained a subject-verb agreement error. These errors were of two types: either silent (written but not pronounced) or phonologically realized (written and pronounced). Using electroencephalography (EEG), I monitored the brain's electrical activity during the sentence-reading task. The subsequent event-related potentials (ERPs) provide insight into how French morpho-syntax is being processed in the brain. By comparing these ERP signatures among the three groups and to those of native speakers (as reported by Carrasco-Ortiz and Frenck-Mestre 2014), I examine and interpret any differences in L2 processing. The results of this experiment replicate the finding that phonologically realized errors elicit more robust ERP signatures as compared to silent errors. Further, I observed a difference in L2 processing among the three groups: participants with more immersion showed more native-like ERP signatures as compared to equally proficient participants without such experience.

1 Introduction

Does foreign language immersion in early adulthood change the brain? Learning one’s second language (L2) after the critical period for language acquisition, defined here as post-puberty language learning, creates unique challenges for the language student, often leading to less success achieving the same level of proficiency as younger learners (Ullman, 2005). However, while late L2 acquisition can pose significant difficulties, it has been shown that late L2 university students can achieve native-like processing, as revealed by electrophysiological data (Bowden, Steinhauer, Sanz, & Ullman, 2013). Further, it has been demonstrated that late L2 learners can acquire (i.e. process online like a native speaker) new grammatical elements that do not exist in their first language (L1) (Foucart & Frenck-Mestre, 2012). This finding is contradictory to the assumptions made by the Shallow Structure Hypothesis in which L1 and L2 processing differ in the depth of syntactic structure analysis (Clahsen & Felser, 2006). According to this hypothesis, second language learners have a less detailed representation of complex and hierarchical grammar structures during comprehension which are more fluidly computed by native speakers. L2 may initially be processed in the brain differently from L1. Hypotheses in the field differ as to whether extensive exposure and ample practice in L2 can shift language processing in late learners to be more like native speakers (McLaughlin et al., 2010; Osterhout et al., 2008).

These early differences in language processing are explained in one theory by differential reliance on separate memory systems, known as the Declarative/Procedural (DP) Model of language acquisition (Ullman, 2005). The DP Model can be applied to modes of language instruction (Figure 1). In traditional classroom exposure, students are explicitly taught words in L2 and often memorize grammatical rules, primarily engaging declarative memory. Immersion experience, on the other hand, relies on an implicit mode of instruction, ultimately pushing the learner to rely more on procedural memory for processing grammar (Ullman, 2005). This raises the question if equally advanced L2 learners continue to show differences in L2 processing based on the kind of language instruction they have received (i.e. classroom alone versus with different amounts of immersion exposure).

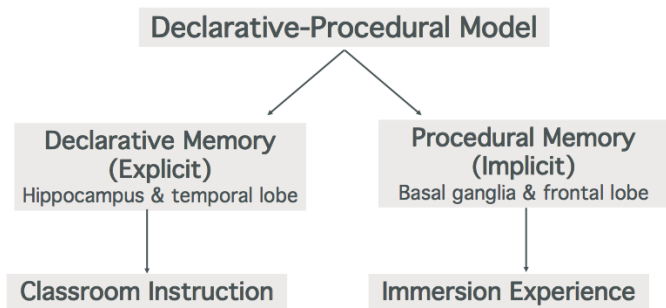


Figure 1
Declarative-Procedural Model: Memory systems posited to be most engaged for grammar learning by instructional type.

To address this question, an accurate and thorough measure of proficiency must first be conducted. Failure to use a reliable and standardized measure of proficiency among participants is often a point of weakness in many studies of second-language acquisition (SLA) (Bowden, 2016; Tremblay, 2011). Surprisingly, much of SLA research relies on current class level to characterize proficiency, without attempting to test proficiency at the individual level. Some studies do assess proficiency, yet rely on self-evaluations alone or non-standardized tests that make it difficult to compare to other studies. Further, these tests often only examine one aspect of proficiency rather than the scope of written and oral production and comprehension. In the present study, each participant’s oral and written abilities in their L2 are assessed via standard means in addition to collecting self-evaluations.

Foreign language learners differ not only in their degree of proficiency but also in the types of L2 language instruction they have received: classroom versus immersion experience. Language immersion is defined here as study abroad experience in which students use L2 daily. The importance of study abroad experience for advancing L2 proficiency has been largely anecdotal with supporting evidence from proficiency measures (Ife, Boix, & Meara, 2000). However, there is little evidence as to changes in brain processing that result from the type of linguistic input (i.e. more implicit or immersion-like versus more explicit language instruction) on native-like brain processing. The first study that explored the effect of language instructional mode on L2 syntactic processing was conducted by Morgan-Short, Steinhauer, Sanz & Ullman (2012). Participants receiving explicit and implicit instruction showed no difference in behavioral measures of syntactic processing, yet electrophysiological data revealed a prominent difference in neural activity between groups. Only the implicitly trained group demonstrated electrophysiological signatures characteristic of L1, suggesting that instructional mode plays a role in attaining native-like processing.

In addition to instructional mode, the present study builds on previous work examining the effects of phonological cues in real-time processing of L2 syntax. Phonological cues, or information coded by speech sounds, is rapidly and automatically processed. Phonological information can serve as a useful tool for advanced L2 learners when learning verbal inflection, or how verbal morphology, often realized as verb endings, is altered to convey tense or person (Carrasco-Ortiz & Frenck-Mestre, 2014). In fact, phonological cues can enhance processing of morphological information. In a study by Arteaga, Herschensohn, and Gess (2003), an experimental group who was trained to attune to phonological form outperformed another group who had received traditional orthographic input on a listening discrimination task.

The French language is a particularly interesting case to study the role of phonological cues in processing syntax. French has a notoriously “opaque” orthography (Osterhout et al., 2008). Many suffixes in French are phonologically silent, meaning that changes in orthography (i.e. spelling) are not always pronounced. Regular present tense verbs in French are an example of this phenomenon. For example, changing from first person singular to second person singular verb forms requires the addition of an *-s* to the verb (e.g. *je parle* becomes *tu parles*). This change in orthography is not accompanied by a change in phonology. The absence of audible distinctions between different morphological forms leads to frequent mistakes in written French (Carrasco-Ortiz & Frenck-Mestre, 2014).

It makes sense that the act of second-language learning is accompanied by changes in the brain. At present, relatively little is known about the nature of these neural changes, the time during acquisition at which they emerge, and the information these changes convey about L2 learning (Osterhout et al., 2008). One way to investigate brain processing of language is to measure transient electrophysiological changes that occur in response to linguistic stimuli. These electrical changes can be measured using a noninvasive technique, known as electroencephalography (EEG), by placing an array of electrodes across the scalp and analyzing the brain's electrical activity in response to linguistic stimuli. When time-locked to stimuli of interest (e.g. a word), this activity is known as the event-related potentials (ERPs). Importantly, ERPs are sensitive not only to observable behavioral measures, but also to more subtle discrepancies between L1 and L2 that cannot be detected purely through behavioral measures (Bowden et al., 2013).

Semantic and syntactic manipulations of sentence stimuli have been shown to elicit distinct patterns in the ERP, referred to as ERP components (McLaughlin et al., 2010). Semantic anomalies, or manipulations of word meaning, result in a centro-parietally distributed negative waveform in the ERP data that peaks approximately 400 ms after the critical stimulus (i.e. the error) is presented. This is known as the N400 component. Syntactic (grammatical) anomalies elicit a centro-parietally distributed positive-going wave that appears around 600 ms after the error, known as the P600 (Osterhout et al., 2008).

The focus of the present study is on real-time processing of French grammar and the emergence of a P600 component. The presence of a P600 is typical in L1 processing of grammatical errors (McLaughlin et al., 2010). Native French speakers have been shown to consistently elicit robust P600 signals when encountering subject-verb agreement errors (Carrasco-Ortiz & Frenck-

Mestre, 2014; Frenck-Mestre, Osterhout, McLaughlin, & Foucart, 2008; McLaughlin et al., 2010). Further, advanced French learners have also been shown to elicit P600s as a result of morphosyntactic errors (Carrasco-Ortiz & Frenck-Mestre, 2014; Frenck-Mestre et al., 2008). While these ERP components have been extensively characterized in French speakers, the impact of language immersion versus traditional classroom exposure on brain processing of L2 French is a less understood.

The present study aims to determine the extent to which advanced French learners are sensitive to the presence of phonological cues when processing subject-verb agreement errors. Further, we investigate the effects of language immersion on neural processing. Since immersion learners and traditional classroom learners receive different types of linguistic input and practice, and may engage in different brain processing, we expect to see differences in brain processing across experimental groups, which vary in their degree of language immersion exposure.

2 Methods

2.1 Participants

Seventeen native English-speakers (5 males, 12 females) ages 18 to 34 years (mean age 21.9 years, SD 3.4 years) voluntarily participated in this study. Participants were right-handed with normal or corrected-to-normal vision. All participants were classified as high-intermediate to advanced French learners, as determined by standardized proficiency measures (see below). Participants had taken upper-level university French courses and were recruited based on their enrollment in these courses and recommendations by professors. All were “late” second-language learners, with a mean age of acquisition of 14.9 years (SD 2.8 years). None of the participants had been substantially exposed to other languages other than English in their daily life up to age 18.

There were three groups of participants, divided based on their degree of French language immersion. For the no immersion group (N=5), participants had not been to a French-speaking country and had learned French primarily through classroom instruction. The low immersion group (N=5) were those students who had spent less than a semester abroad in a French-speaking country (mean 1.6 months, SD 1.5 months). The high immersion group (N=7) had spent at least a semester abroad (mean 10.3 months, SD 7.0 months). Participants were paid for their participation in this study and signed an informed consent statement. This study received approval by the Institutional Review Board under expedited review. After the study, participants were debriefed in full.

2.2 Materials

2.2.1 Proficiency Measures

A French language self-evaluation and two proficiency measures were used to determine L2 French proficiency. The language self-evaluation was the *Common European Framework of Reference for Languages: Learning, Teaching, Assessment* (CEFR) (Council of Europe, 2003). This framework provides a self-assessment grid with six different levels, ranging from beginning (A1) to nativelike (C2). The grid includes descriptions for each corresponding level for five different skills: listening, reading, spoken interaction, spoken production, and writing. Participants circle the description that best fits their language ability for each of the five skills. Following self-evaluation, participants took a cloze test in French developed by Tremblay (2011). The cloze test consists of a news article in French wherein words have been omitted from the passage and replaced with blanks. The participant writes the word that best fits the context and grammar of the sentence. This test serves as an assessment of both reading comprehension and written proficiency (Tremblay, 2011). The cloze test was scored using an answer key with acceptable words. Each fill-in-the-blank was worth one point for a maximum score of 45. Participants also took the Elicited Imitation Task (EIT). The French EIT was developed by Tracy-Ventura, McManus, Norris, & Ortega (2014). It measures L2 oral proficiency, as it reflects L2 processing efficiency in both aural comprehension

and oral production (Gaillard & Tremblay, 2016). This 9-minute task contains a series of French sentences of increasing length and complexity that participants listen to and repeat back. This task assesses the degree of automaticity in comprehension and production of the L2, given that sentences are too long to simply “parrot” back (Bowden, 2016). Each repetition was scored from 0 to 4 according to a rubric, with 0 being silence, garbled speech, or minimal repetition (1-2 words) and a score of 4 signifying exact repetition. There were 30 French sentences total with a maximum score of 120.

2.2.2 EEG Stimuli

French sentence stimuli were created following Carrasco-Ortiz & Frenck-Mestre’s study (2014). The critical stimuli consisted of 90 present-tense, declarative French sentences, using 20 different regular verbs. “Regular” verbs were defined as those ending in *-er* and following regular conjugation patterns. Subject-verb agreement errors were introduced in sentence stimuli by mismatching the verb’s person agreement. Two types of verb anomalies were made, thus creating three morpho-syntactic conditions. In the baseline condition, subject pronouns were paired with correct verb tenses (e.g. “je passe”). In the phonologically-realized error condition, grammatical subjects were followed by a verb with incorrect verbal inflection (e.g. “je passez”), thus creating an error that would be audible if spoken. In the silent condition, the subject-verb agreement error resulted from a change in spelling of the verb but was not accompanied by any difference in pronunciation (e.g. “je passes”). Examples of the manipulations are shown in Table 1. Only singular person subjects were used (i.e. *je*, *tu*, *il/elle*). The “*nous*” (“we”) and the “*vous*” (plural or formal “you”) were not included in the critical stimuli because any manipulation in verb tense would generate a phonologically-realized error. The third person plural (“*ils/elles*”) was also excluded to control for orthographic effects.

Sentence onset	Correct	Incorrect, phonologically realized	Incorrect, phonologically silent	Sentence End
Récemment	je passe	passez (passons)	passes	devant le magasin.
	tu passes	passez (passons)	passe	
	il/elle passe	passez (passons)	passes	

Table 1

Sample of the three different sentence conditions (correct, incorrect and phonologically realized, and incorrect and silent) for three different verbal persons used in critical stimuli.

Sentence length varied from five to ten words. Critical verbs varied in their position within the sentence, appearing from the second to the fifth word, but not as the last word in the sentence to avoid sentence wrap-up effects. The 90 correct sentences were used as a base, from which 90 corresponding silent error sentences and 90 phonologically-realized error sentences were derived, for a total of 270 critical sentences. To ensure that each participant only saw one version of each base sentences, three lists were generated such that each critical sentence was assigned a group letter (A, B, or C) using a rotating Latin square design. Each of the three conditions possessed an equal number of the three subject pronouns. Due to the lack of variety in the critical sentences, which contained only three subject pronouns and regular *-er* verbs, 60 additional filler sentences were incorporated into the stimuli. None of the filler sentences contained morpho-syntactic errors. Most of the verbs in the filler sentences were “irregular” French verbs, defined here as verbs ending in *-ir* and *-re*. To balance out the overuse of the three singular pronouns in the critical stimuli, filler sentences contained a higher proportion of plural person subject pronouns. The filler sentences were distributed across the three lists (groups A, B, and C) in a pseudorandom fashion with no more than three of any same pronoun in a row and no more than four irregular verbs in a row. The filler stimuli were not analyzed in the EEG data, but created a balance for correct and incorrect verb conjugations across the entire set.

2.3 Procedure

The present study was divided into two sessions. In the first, participants completed an informed consent, a language background questionnaire, CEFR self-assessment, cloze Test, and EIT. Scores on both proficiency measures--the cloze test and the EIT--were analyzed to determine the reliability of the two assessments. Proficiency scores were also correlated with self-evaluations.

In the second session, participants completed the EEG portion of the study. EEG recordings were taken while participants read sentences silently in French. Prior to the presentation of each sentence, participants saw a fixation cross for 500 ms. The French sentence stimuli were presented on a computer monitor, one word at a time (Rapid Serial Visual Presentation, RSVP) via E-Prime. Each word was displayed for 450 ms with a 150-ms blank-screen between each word. At the end of each sentence, participants were presented with a "?????" screen during which they used the mouse to respond via mouse-click as to whether the sentence was acceptable in French (Judgment Task) before advancing to the next sentence.

EEG activity was recorded throughout the entire task from a 64-electrode WaveGuard cap across the scalp with a sampling rate of 512 Hz. A common average referencing recording montage was used so that potentials were measured relative to the average of all electrodes. Two electrodes were used to monitor horizontal eye movements, and two more electrodes for vertical eye movements. The EEG data were re-referenced offline to the average of the left and right mastoids with a band-pass filter (0.1-30 Hz). Each epoch, or time frame of interest, occurred from 200 ms prior to stimulus onset to 1000 ms after stimulus presentation. Average ERPs were calculated and trials with artifacts were removed from the dataset (mean percent rejection 2.8%, highest percent rejection 10.8%).

2.4 Data Analysis

Proficiency data were scored following rubrics provided by the creators of the cloze test and EIT. All sentences repeated in the EIT were transcribed by slowing down the audio presentation using Express Scribe. Scores for each repeated sentence were assigned based on transcribed sentences and following the EIT rubric. Averages and standard errors of the mean were reported for scores on each of the proficiency measures. A two-way ANOVA was performed to analyze the variance in the proficiency data across the three groups for performance on the two proficiency measures. A correlation was performed on CEFR and cloze data to analyze the relationship between these measures in each group.

An ANOVA was also performed for the behavioral judgment data during the EEG session. Mean correct detections of syntactic errors on the Judgment Task were calculated, and one-way ANOVA was used to analyze variance among the three groups on the Judgment Task. EEG data were processed offline using MatLab. The grand average waveforms were plotted for each of the three groups (no immersion, low immersion, and high immersion). Visual analysis of the grand average ERP waveforms was used to examine the presence or absence of P600s. Additionally, scalp maps were plotted for the 500-800 ms time window comparing the baseline condition (i.e. correct verbal inflection) to the two syntactically incorrect conditions (i.e. phonologically-realized verb error and silent verb error). This time window was chosen based on visual inspection of the grand average waveforms and on previous research. These two anomalous conditions were analyzed on separate scalp maps. Scalp maps were used to visualize the overall difference in ERPs between baseline conditions and error-containing sentences across the scalp during the specified time window.

3 Results

3.1 Proficiency data

We first ensured that each participant possessed a high-intermediate to advanced proficiency level in French. The criterion for this level of proficiency was based on written proficiency performance on the cloze test. A minimum score of 13/45 was accepted, and all participants met this

criterion. We then correlated scores reported on the CEFR self-evaluation to actual performance on the written proficiency measure, the cloze test. A positive correlation between self-ratings and cloze test scores was observed for the low immersion group and especially for the high immersion group (Figure 2). However, no such relationship was observed for the group without immersion.

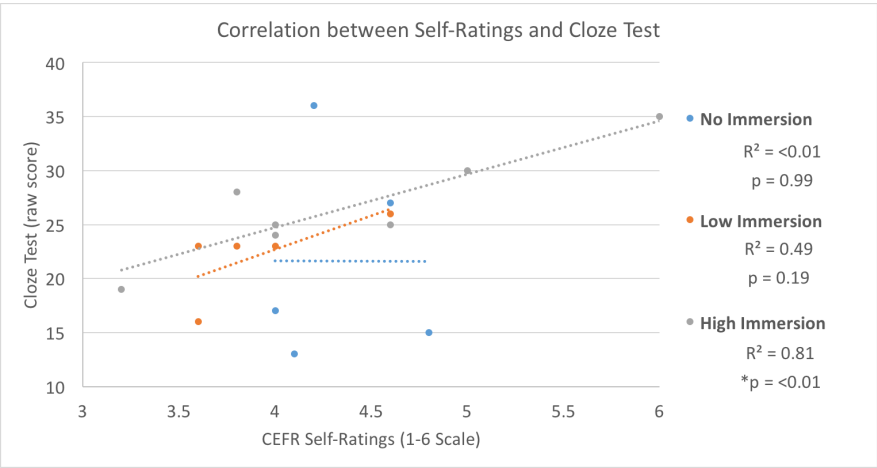


Figure 2

Correlation between self-rating and cloze test: CEFR self-ratings correlated with the cloze test scores for the two immersion groups, but no such correlation was observed in the no immersion group.

For all participants, we plotted EIT scores versus cloze test scores to see if there was a relationship between oral and written proficiency in our cohort. We observed a positive linear relationship between the two proficiency measures (Figure 3). This suggests that both the EIT and cloze test provide a reliable test for language proficiency.

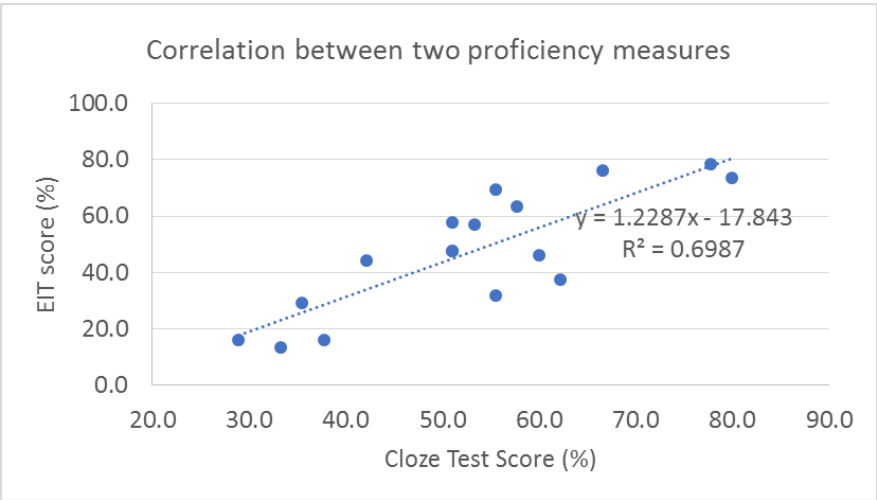


Figure 3

Correlation between proficiency measures: A linear relationship was observed between the Cloze Test and EIT scores.

We analyzed proficiency scores by group to see if there were any discrepancies in language proficiency across participant groups (Figure 4). Mean proficiency scores for each of the three groups were similar for the cloze test. The no immersion group showed descriptively lower oral proficiency (EIT 32.8%) compared to the low and high immersion group scores (49.0% and 56.2%, respectively) although this difference was not significant ($p = 0.31$).

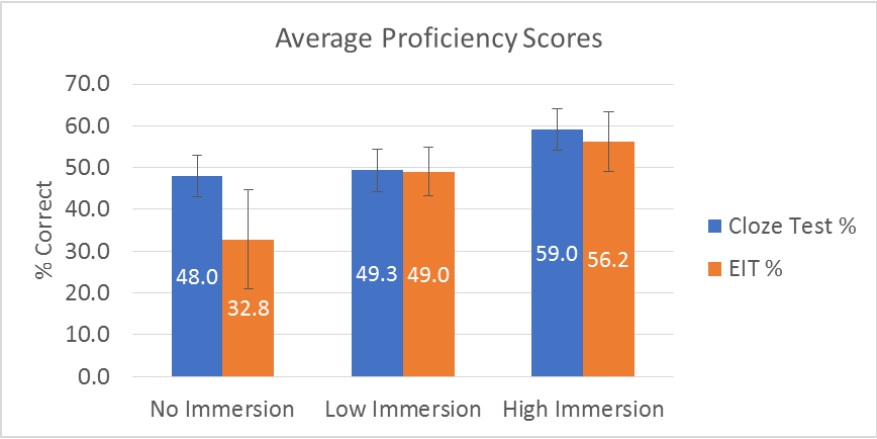


Figure 4

Proficiency Scores: Mean cloze test and EIT scores were calculated for each of the three groups.

3.2 Behavioral data

Mean scores for each of the three groups on the Judgment Task were reported (Figure 5). Descriptively, the high immersion group outperformed the low immersion group (91.8% versus 87.9%), and the low immersion group outperformed the no immersion group slightly (85.5%). A single-factor ANOVA yielded no significant differences in Judgment Task scores across the groups ($p = 0.72$).

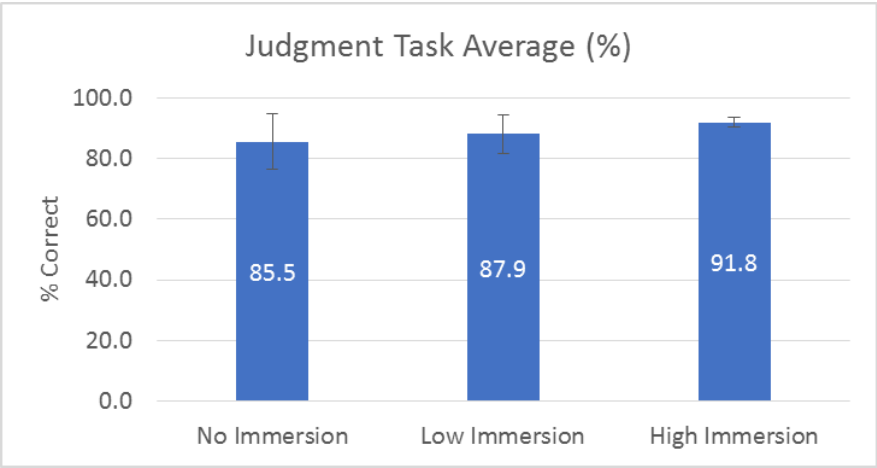


Figure 5

Judgment Task Scores: Average scores on sentence judgment task for each of the three groups, reflecting correct detections of grammatical errors in French stimuli.

3.3 Event-related potentials

Grand average waveforms are shown for each of the groups (Figures 6-8). Visual inspection of the resulting ERPs at selected electrode channels revealed the emergence of a P600 component for the low and high immersion groups, but not for the group without immersion experience.

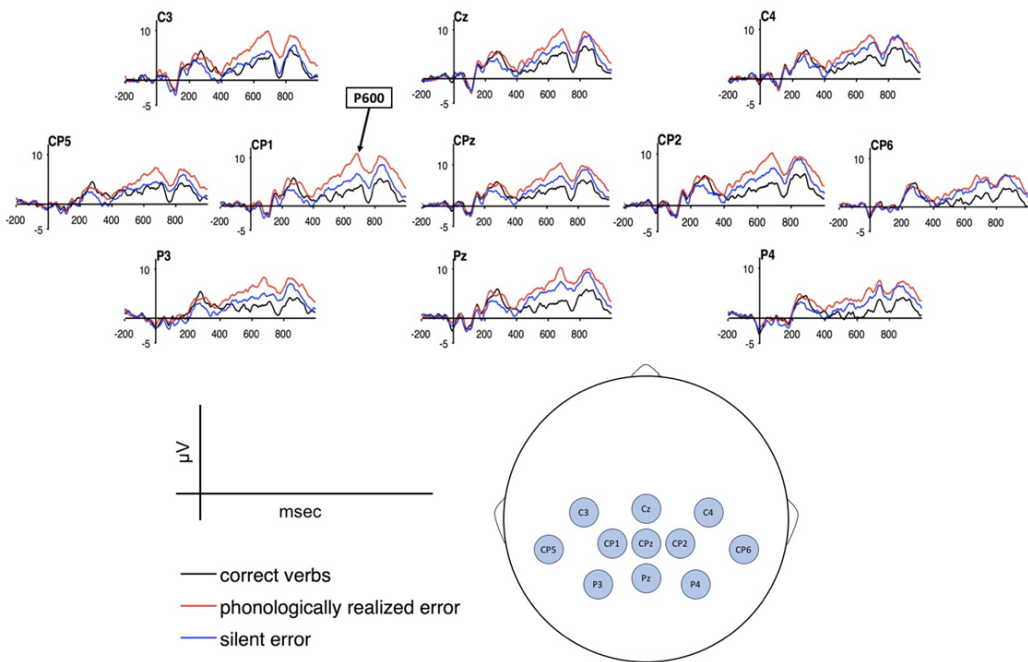


Figure 6
High Immersion ERPs: Grand mean averages for English L1-French L2 learners (high immersion group) as a function of verbal inflection condition and electrode site.

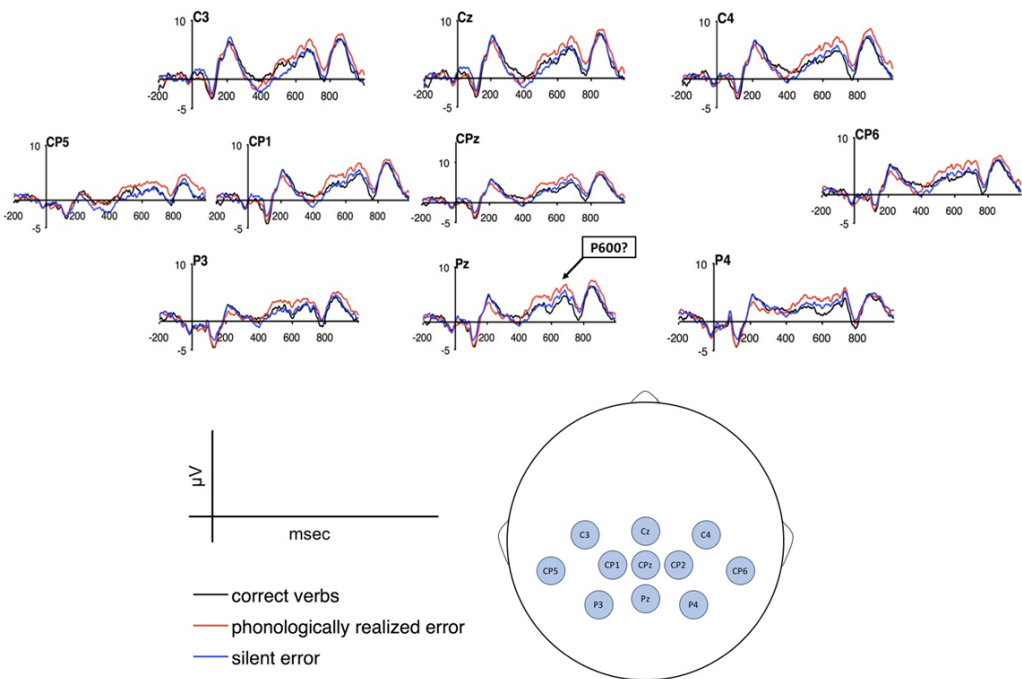


Figure 7
Low Immersion ERPs: Grand mean averages for English L1-French L2 learners (low immersion group) as a function of verbal inflection condition and electrode site. Note: CP2 not reported due to noise.

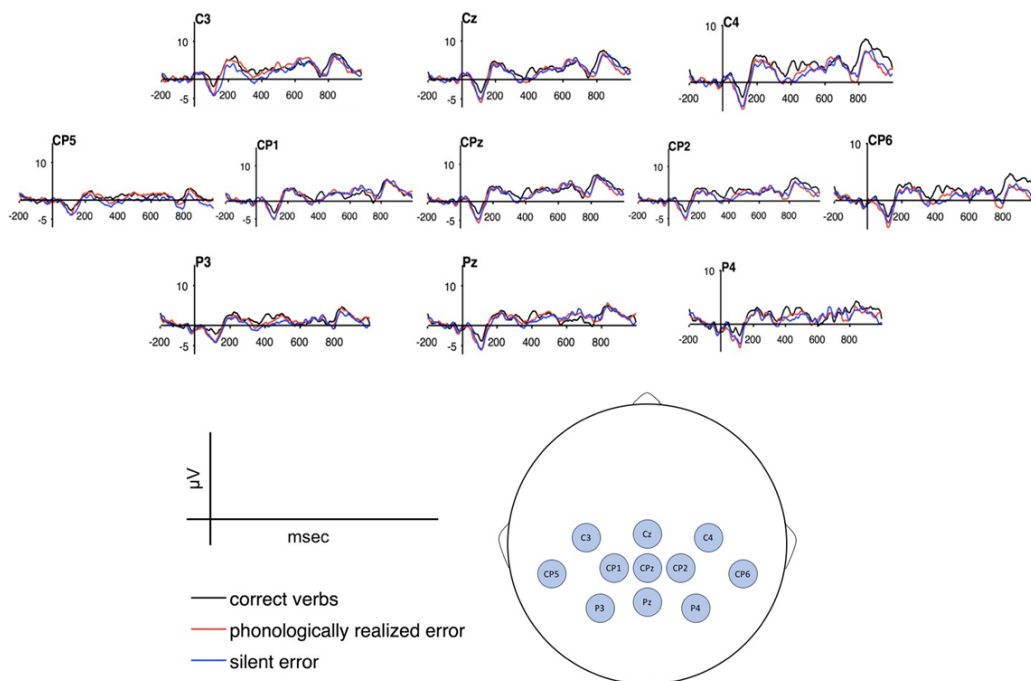


Figure 8

No Immersion ERPs: Grand mean averages for English L1-French L2 learners (no immersion group) as a function of verbal inflection condition and electrode site.

Grand average voltage maps were generated for the two of the three groups reflecting differences in voltage across the scalp between the correct/baseline condition and each of the two anomalous conditions (Figures 9-10). Scalp maps are displayed only for the two groups (high and low immersion) who appeared to show a difference in baseline versus anomalous conditions. The scalp maps were generated by subtracting the voltage on the correct condition from that of either the phonologically-realized error condition or the silent error condition. The time interval from 500-800 ms was used, selected based on visual analysis of ERPs and where there appeared to be the greatest difference between baseline and error conditions. Due to time constraints, statistics were not run.

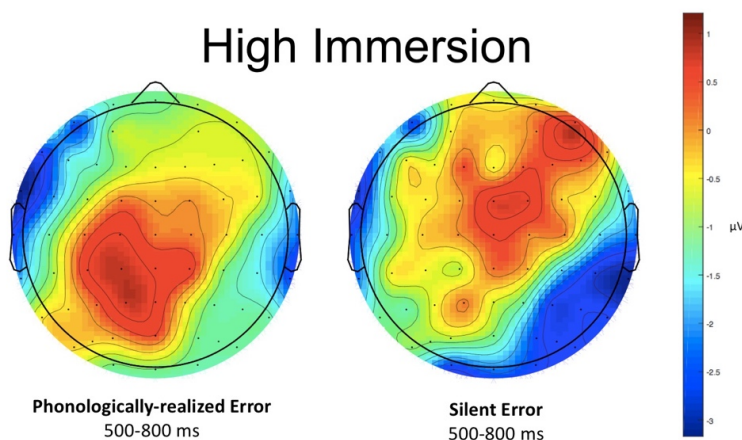


Figure 9

Scalp Maps for High Immersion Group: Scalp maps generated based on the difference in electrical potential between correct/baseline and the two error conditions from the time interval 500-800 ms.

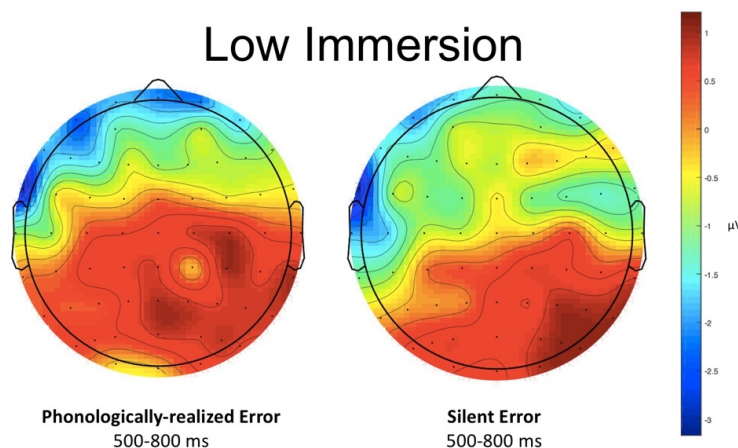


Figure 10

Scalp Maps for Low Immersion Group: Scalp maps generated based on the difference in electrical potential between correct/baseline and the two error conditions from the time interval 500-800 ms.

4 Discussion

This study examined event-related potentials resulting from French syntactic errors in three groups of advanced French learners. Groups varied in level of foreign language immersion, defined here as study abroad experience. Experience ranged from no immersion (participants who had never spent time in a French-speaking country) to high immersion (participants who had spent at least one semester abroad, mean 10.3 months). Participants in the three groups scored similarly on proficiency measures and on the judgment task during the EEG session. However, preliminary visual analysis of ERPs suggests differences in processing of French syntax across the groups.

Consistent with previous ERP research on L1 and L2, syntactic violations elicited a characteristic P600 component for the high and possibly the low immersion groups. Syntactic violations consisted of manipulations in subject-verb agreement error, created both phonologically-realized and silent errors. For both the low and high immersion groups, results from Carrasco-Ortiz & Frenck-Mestre (2014) were replicated. The phonologically-realized subject-verb agreement errors elicited more robust ERP signatures as compared to the silent condition, in which verbal inflection was altered in orthography but not in pronunciation.

The no immersion group did not follow this pattern. Visual analysis of the ERPs for the no immersion group did not show the presence of a P600. Since the three groups showed similar French proficiency levels and similar scores on the judgment task during EEG, I attribute this absence of the P600 component as possible evidence for differences in online processing of French grammar in classroom-only learners versus those that receive language immersion L2. Because P600s are reliably elicited in L1 speakers (Bowden, Steinhauer, Sanz, & Ullman, 2013; Carrasco-Ortiz & Frenck-Mestre, 2014; Foucart & Frenck-Mestre, 2012; Frenck-Mestre et al., 2008), the emergence of a P600 in advanced L2 learners is indicative of a more native-like brain processing of L2.

These results are supported by ERP scalp maps for the two immersion groups. For the time windows examined (500-800 ms) there appear to be differences in scalp distribution of the P600 across the scalp when subtracting baseline voltage from error conditions. For the high immersion group, a more centro-posterior effect is observed for the phonologically-realized error as compared to the silent error condition. The scalp map for the silent error appears to be more frontally located. The centro-posterior activation is more characteristic of a P600 component. The low immersion group showed more widespread activation in the posterior part of the brain. Further data collection is needed to determine whether this pattern of activation is suggestive of P600 components.

Previous research on the effect of learning context in foreign language learning has revealed similar ERP results to the present study. Relatively advanced L2 artificial language learners who encountered word-order violations revealed P600 only in an implicitly-taught group. No effect was observed in the explicitly-trained group (Morgan-Short et al., 2012). Implicit training maps onto immersion experience in the present study, whereas explicit training mimics the type of instruction encountered in a classroom setting. A key difference between our study and Morgan-Short et al. (2012) is that our implicit/immersion group has also received classroom exposure (i.e. explicit instruction). It is unclear what role prior explicit instruction plays in ultimate attainment of native-like brain processing of L2.

The novelty of the present study is the finding that language immersion appears to have an impact on online processing of French grammar, as revealed by ERPs. Further, as time spent in immersive L2 settings increases, an increase in the degree of native-like processing was observed, as demonstrated by more robust ERP signatures in the high compared to the low immersion group, even given a lack of proficiency differences between groups. Finally, phonological cues enhance the P600 effect for advanced French learners in the low and high immersion group. More robust ERP signatures were present for the phonologically-realized verb violations as compared to the silent verb violations.

Further statistical analysis with ERP data is needed to confirm the significance of these ERP results beyond visual analysis. Secondly, the relatively small sample size (N=17) necessitates further data collection to determine whether this trend is observed in larger cohorts. An interesting future direction would be to look at the effects of other syntactic manipulations and whether immersion learners are processing differently from classroom learners. This could include syntactic elements in L2 that do not exist in L1, such as grammatical gender for our English L1-French L2 speakers. Additional research could look at individual differences in second language processing, such as, differences in language background and time since immersion experience. Finally, the present study would benefit from further analysis of the EEG data, including a characterization of all ERP components present, not just the emergence of P600, as well as statistical analyses of ERP effects.

This research examining the effect of language immersion on late language learners could impact the way university foreign language curriculum is framed. If future studies corroborate the finding that language immersion leads to more native-like brain processing of L2 in university students, efforts on the curricular level could be made to either emphasize the importance of study abroad for university foreign language learners or incorporate language immersion (i.e. a more implicit instructional mode) into the classroom setting.

Acknowledgements

The present work was supported by the Office of Research and Engagement and the College Scholars Program at the University of Tennessee, Knoxville.

References

- Arteaga, D., Herschensohn, J., & Gess, R. (2003). Focusing on Phonology to Teach Morphological Form in French. *The Modern Language Journal*, 87.
- Bowden, H. (2016). Assessing Second-Language Oral Proficiency for Research. *Studies in Second Language Acquisition*.
- Bowden, H., Steinhauer, K., Sanz, C., & Ullman, M. T. (2013). Native-like brain processing of syntax can be attained by university foreign language learners. *Neuropsychologia*, 51, 2492-2511.
- Carrasco-Ortiz, H., & Frenck-Mestre, C. (2014). Phonological and orthographic cues enhance the processing of inflectional morphology. ERP evidence from L1 and L2 French. *Frontiers in Psychology*, 5.

- Clahsen, H., & Felser, C. (2006). Continuity and shallow structures in language processing. *Applied Psycholinguistics*, 27, 107-126.
- Common European Framework of Reference for Languages: *Learning, teaching, assessment*. (2003).
- Foucart, A., & Frenck-Mestre, C. (2012). Can late L2 learners acquire new grammatical features? Evidence from ERPs and eye-tracking. *Journal of Memory and Language*, 66, 226-248.
- Frenck-Mestre, C., Osterhout, L., McLaughlin, J., & Foucart, A. (2008). The effect of phonological realization of inflectional morphology on verbal agreement in French: Evidence from ERPs. *Acta Psychologica*, 128, 528-536.
- Gaillard, S., & Tremblay, A. (2016). Linguistic Proficiency Assessment in Second Language Acquisition Research: The Elicited Imitation Task. *Language Learning*.
- Ife, A., Boix, G. V., & Meara, P. (2000). The impact of study abroad on the vocabulary development of different proficiency groups. *Lognostics*.
- McLaughlin, J., Tanner, D., Pitkanen, I., Frenck-Mestre, C., Inoue, K., Valentine, G., & Osterhout, L. (2010). Brain Potentials Reveal Discrete Stages of L2 Grammatical Learning. *Language Learning*, 60, 123-150.
- Morgan-Short, K., Steinhauer, K., Sanz, C., & Ullman, M. T. (2012). Explicit and Implicit Second Language Training Differentially Affect the Achievement of Native-like Brain Activation Patterns. *Journal of Cognitive Neuroscience*, 24(4), 933-947.
- Osterhout, L., Poliakov, A., INoue, K., McLaughlin, J., Valentine, G., Pitkanen, I., . . . Hirschensohn, J. (2008). Second-language learning and changes in the brain. *Journal of Neurolinguistics*, 509-521.
- Tracy-Ventura, N., McManus, K., Norris, J. M., & Ortega, L. (2014). 'Repeat as Much as You Can': Elicited Imitation as a Measure of Oral Proficiency in L2 French. *Measuring L2 Proficiency: Perspectives from SLA* (pp. 264).
- Tremblay, A. (2011). Proficiency Assessment Standards in Second Language Acquisition Research: "Clozing" the Gap. *Studies in Second Language Acquisition*, 33, 339-372.
- Ullman, M. T. (2005). A Cognitive Neuroscience Perspective on Second Language Acquisition: The Declarative/Procedural Model. *Mind and Context in Adult Second Language Acquisition*, 141-178.

