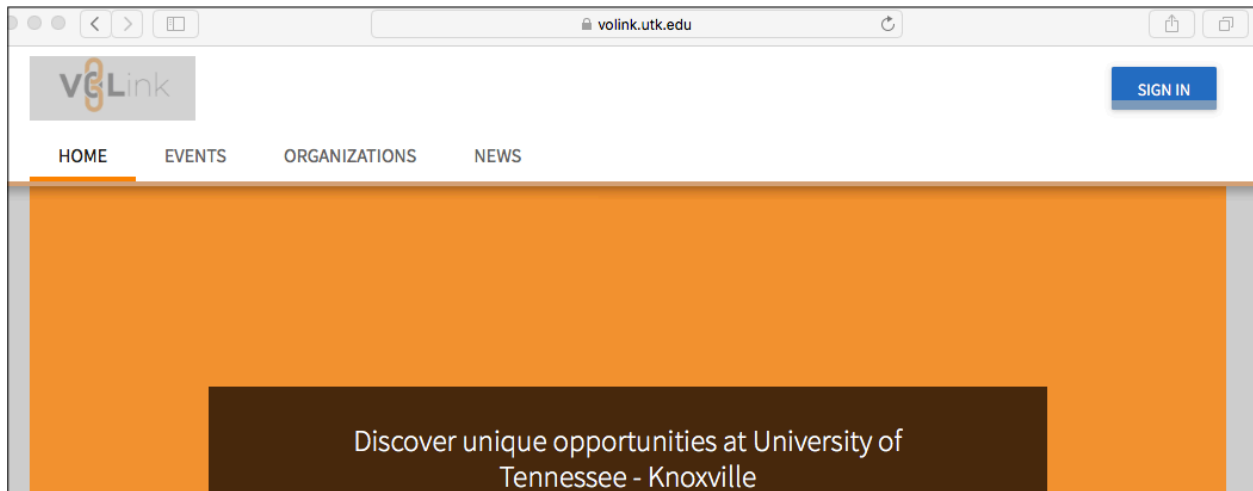
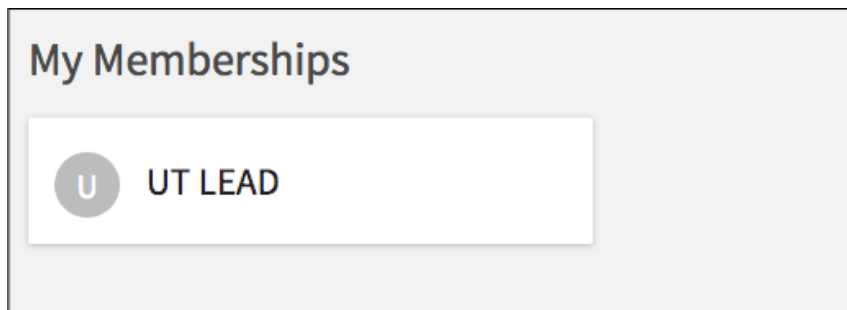


UT LEAD VOLink Instructions

Go to <https://volink.utk.edu/>. If you are not logged into your @utk account, you will need to use your NetID and password to sign in.




Under My Memberships- UT LEAD should be listed. We will post events on our page throughout the semester. If you do not have this listed, please notify Talisha Adams at tlawso11@utk.edu



In order to record attendance for your Leadership, Excellence and Achievement, and Diversity programs, follow instructions below:

Click on the circle Icon in the top right corner of your Home Screen in order to activate the menu.



UT LEAD VOLink Instructions

Experiences

Service Hours

Click on Experiences

ADD EXPERIENCE ▼

Select ADD EXPERIENCE

Select the UT LEAD Category that you would like to record from the drop down menu.

ADD EXPERIENCE ▼

Leadership Studies Minor: Academic Leadership Experiences

Leadership Studies Minor: Intercultural Experiences

Leadership Studies Minor: Service & Social Responsibility Experiences

Leadership Studies Minor: Student Leadership

UT LEAD: DIVERSITY

UT LEAD: EXCELLENCE & ACHIEVEMENT

UT LEAD: LEADERSHIP

Record your experience in the required fields (noted with an asterisk) and upload any supporting documents and contact information of the host(s) of the event. Click Submit once you are done.

UT LEAD VOLink Instructions

UT LEAD: DIVERSITY

Experiences that expose UT LEAD Students to Diversity experiences inside and outside of the classroom: Including attending an event hosted by the Diversity Educators, Safe Zone Training, and any cultural events, programs or trainings that enhance intercultural skills.

*Experience Name

*Description

*Organization Name

*Date

*Reflection

Contact Information

Contact Name

Contact Phone

Contact Email

Additional Information

File Upload

The combined size of all uploaded files must be 10MB or less.

File Choose File No file chosen

Description

+ ADD ANOTHER

SUBMIT CANCEL